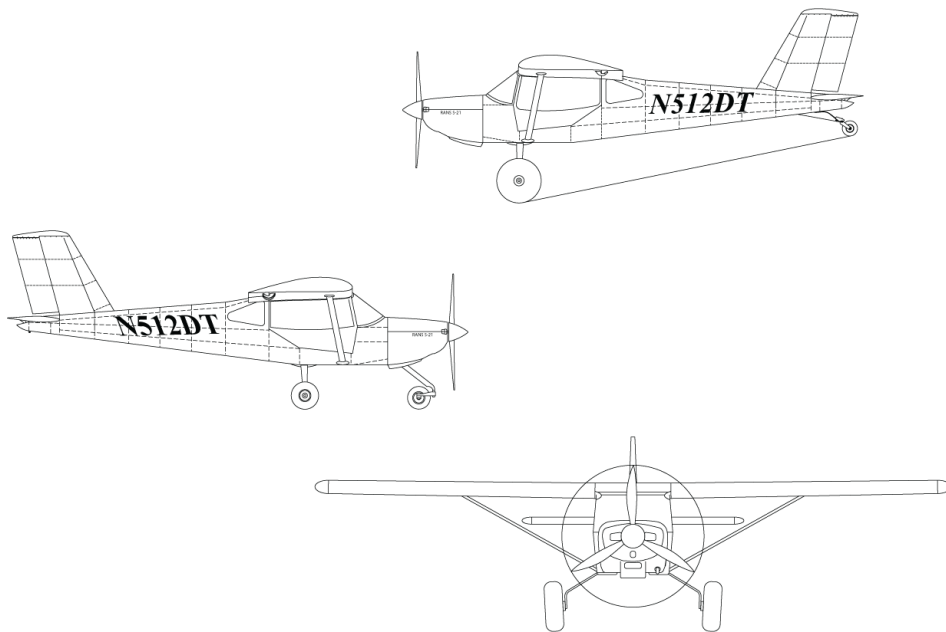


RANS

AIRCRAFT

S-21 OUTBOUND PARTS MANUAL



Serial Number: _____

Registration Number: _____

COPYRIGHT © 2017
RANS DESIGNS
4600 HWY 183 Alt
HAYS, KANSAS, USA 67601
785-625-6346
WWW.RANS.COM



U.S. Department
of Transportation

**Federal Aviation
Administration**

Aviation Safety

10101 Hillwood Parkway
Fort Worth, TX 76177

September 19, 2018

Mr. Randy Schlitter
RANS Designs Inc.
4600 Hwy 183 Alt.
Hays, KS 67601

Dear Mr. Schlitter:

The Federal Aviation Administration (FAA), National Kit Evaluation Team (NKET) completed an evaluation of the RANS S-21 Outbound, at your facility on September 11, 2018. The kit is defined by the RANS S-21 Outbound Aircraft Bill of Materials, dated September 11, 2018. The team determined that the kit may allow an amateur builder to meet the major portion requirement of Title 14, Code of Federal Regulations Part 21, Certification Procedures for Products and Articles, § 21.191(g).

We will advise the Aircraft Certification Service's Certification Procedures Branch to add the kit to the Revised Listing of Amateur-Built Aircraft Kits (Kit List) located on the FAA website. This evaluation does not mean that the RANS S-21 Outbound is FAA "*certified, certificated, or approved,*" and it is inappropriate to represent either as such.

RANS Designs Inc., should notify this office in writing if ownership of the company changes, and or if there are changes made to the evaluated kit that may affect its potential to meet the major portion requirement. Failure to notify this office may result in removal of the kit from the Kit List.

If you have any questions, please contact the Southwest Manufacturing Inspection Office (MIO) Branch at (817) 222-5180.

Sincerely,

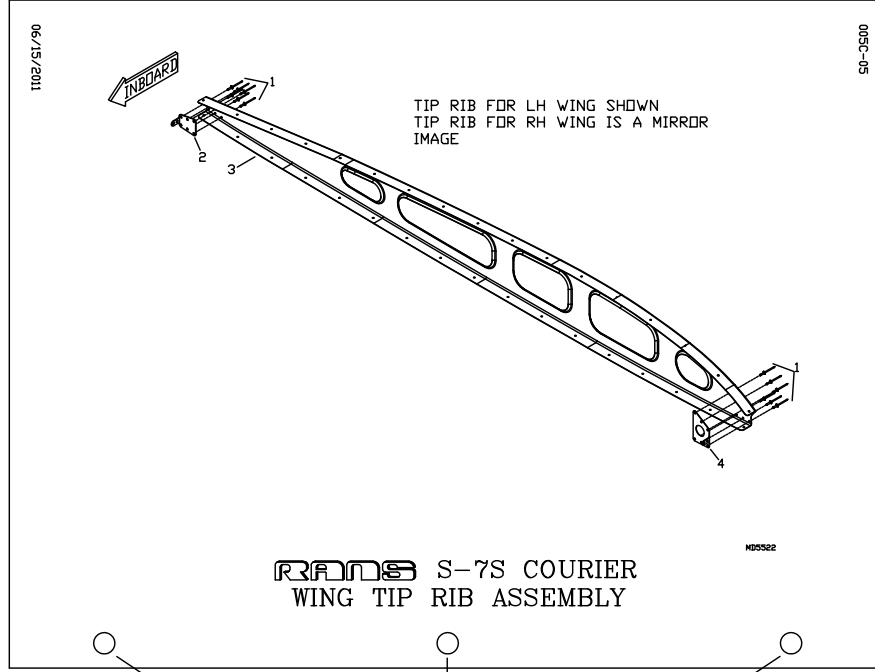
Bruce Cain
Aviation Safety
Manager, Southwest MIO Branch, AIR-880

Enclosure— One Amateur-Built Aircraft Fabrication and Assembly Checklist
for RANS S-21 OUTBOUND

STEP 1:

PARTS MANUAL AS SHIPPED or PRINTED.
PLACE IN 3-RING BINDER TO SECURE.

PARTS DRAWING PAGE



3-HOLE PUNCH

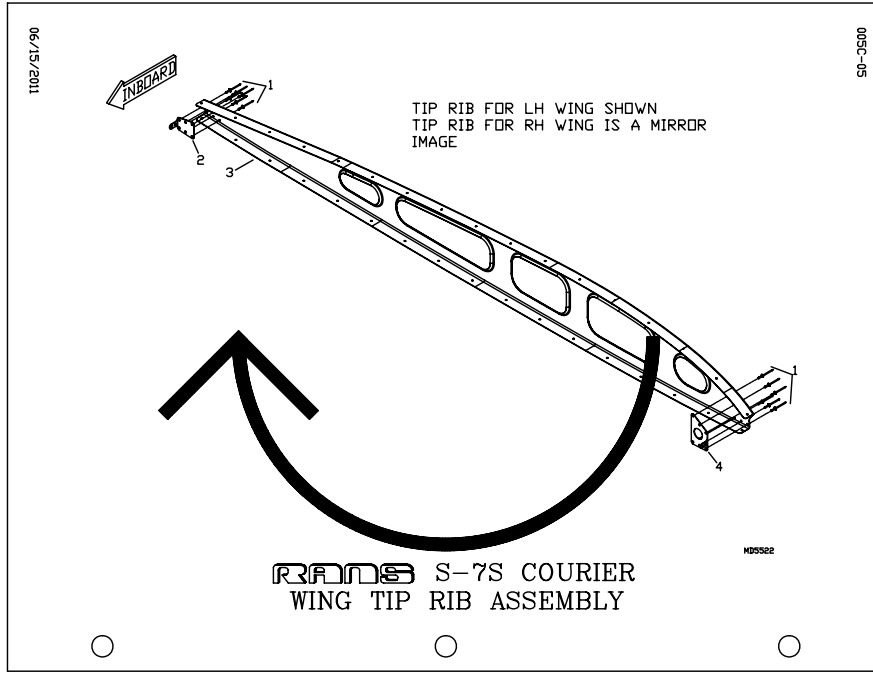
EXAMPLE ONLY.
MAY NOT REPRESENT ACTUAL PAGES
FROM YOUR MANUAL.

SEE NEXT PAGE

STEP 2:

OPEN 3-RING BINDER.
REMOVE PARTS DRAWING PAGE AND
ROTATE 180° TO FACE
CORRESPONDING
PARTS DESCRIPTION PAGE.
REPEAT FOR REMAINING PAGES

PARTS DRAWING PAGE



PARTS DESCRIPTION PAGE

PAGE 005C-06

S-7S COURIER - WING - TIP RIB ASSEMBLY

# DESCRIPTION	PART NUMBER	QUANTITY
1. 1/8" ALUMINUM RIVET	AAQC-41	24
2. RIB CLIP TRAILING EDGE - LH	KPW0372-L	4
2. RIB CLIP TRAILING EDGE - RH	KPW0372-R	4
3. WING TIP RIB - LH	KPW0544-L	1
3. WING TIP RIB - RH	KPW0544-R	1
4. RIB CLIP LEADING EDGE - LH	KPW0373-L	1
4. RIB CLIP LEADING EDGE - RH	KPW0373-R	1

6/15/2011

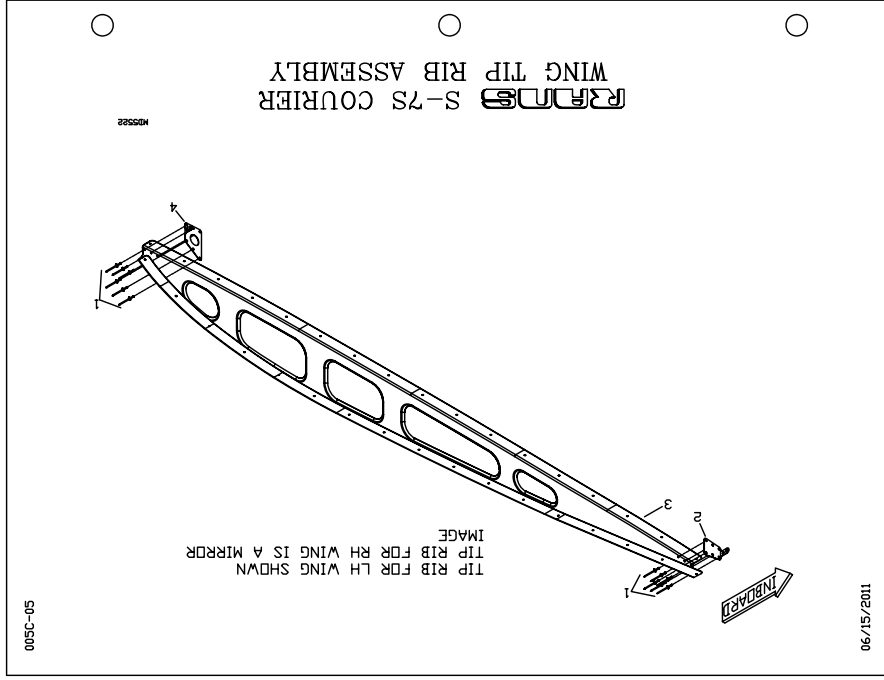
EXAMPLE ONLY.
MAY NOT REPRESENT ACTUAL PAGES
FROM YOUR MANUAL.

SEE NEXT PAGE

STEP 3:

PARTS DRAWING PAGE
 FACES CORRESPONDING
 PARTS DESCRIPTION PAGE
 WHEN FINAL SECURED IN
 BINDER

PARTS DRAWING PAGE



PARTS DESCRIPTION PAGE

PAGE 005C-06

S-75 COURIER - WING - TIP RIB ASSEMBLY

#	DESCRIPTION	PART NUMBER	QUANTITY
1.	1/8" ALUMINUM RIVET	AAPQ-41	24
2.	RIB CLIP TRAILING EDGE - LH	KPW0372-L	4
2.	RIB CLIP TRAILING EDGE - RH	KPW0372-R	1
3.	WING TIP RIB - LH	KPW0544-L	1
3.	WING TIP RIB - RH	KPW0544-R	1
4.	RIB CLIP LEADING EDGE - LH	KPW0373-L	1
4.	RIB CLIP LEADING EDGE - RH	KPW0373-R	1

6/15/2011

EXAMPLE ONLY.
 MAY NOT REPRESENT ACTUAL PAGES
 FROM YOUR MANUAL.

RANS S-21 OUTBOUND - PARTS MANUAL

TABLE OF CONTENTS

TOOL KIT -----	001-02
RUDDER FRAME & SKIN ASSEMBLY -----	002-02
OPTIONS - BUMP TRIM KIT - RUDDER AND AILERON-----	002-04
VERTICAL STABILIZER FRAME & SKIN ASSEMBLY -----	003-02
VERTICAL STABILIZER INSTALLATION -----	003-04
OPTIONAL - TAILDRAGGER - PULL HANDLE ASSEMBLY-----	003-06
HORIZONTAL STABILIZER FRAME ASSEMBLY -----	004-02
HORIZONTAL STABILIZER SKIN INSTALLATION -----	004-04
HORIZONTAL STABILIZER INSTALLATION -----	004-06
ELEVATOR FRAME ASSEMBLY -----	005-02
ELEVATOR SKIN INSTALLATION -----	005-04
ELEVATOR AND ELEVATOR TRIM TAB INSTALLATION -----	005-06
ELEVATOR TRIM TAB ASSEMBLY -----	005-08
141 WING - SPAR ASSEMBLY -----	006-02
141 WING - BELLCRANK ASSEMBLIES-----	006A-02
141 WING - FRAME ASSEMBLY -----	006B-02
141 WING - BELLCRANK INSTALLATION -----	006B-04
141 WING - SKIN INSTALLATION -----	006C-02
141 WING - BOTTOM SKIN - INSPECTION PANEL INSTALLATION -----	006C-04
141 WING - OPTIONS - PITOT/STATIC SYSTEM-----	006C-06
141 WING - FUEL TANK ASSEMBLY -----	006D-02
141 WING - FLAP ASSEMBLY AND INSTALLATION-----	006E-02
141 WING - AILERON ASSEMBLY AND INSTALLATION -----	006F-02
141 WING - LIFT STRUT ASSEMBLY & INSTALLATION -----	006G-02
141 WING - UPPER LIFT STRUT FAIRING -----	006G-04
141 WING - WING TIP ASSEMBLY AND INSTALLATION-----	006H-02
141 WING - OPTIONS - AVEO STROBE INSTALLATION-----	006H-04
141 WING - OPTIONS - LANDING LIGHTS INSTALLATION -----	006H-06
141 WING - ROOT SEAL INSTALLATION -----	006I-02

FUSELAGE - STATION 4 & 5 - BULKHEAD ASSEMBLY -----	007-02
FUSELAGE - STATION 6 & 8 - BULKHEAD ASSEMBLY -----	007-04
FUSELAGE - STATION 9 - BULKHEAD ASSEMBLY -----	007-06
FUSELAGE - STATION 10 - BULKHEAD ASSEMBLY -----	007-08
FUSELAGE - TAILCONE - BOTTOM SKIN ASSEMBLY -----	007A-02
FUSELAGE - OPTIONS - GARMIN GMU11 MAGNETOMETER MOUNT -----	007A-04
FUSELAGE - TAILCONE - SIDE & TOP SKIN ASSEMBLY-----	007B-02
FUSELAGE - TAILCONE - AFT CLOSEOUT INSTALLATION -----	007B-04
FUSELAGE - SKINS AND TAILCONE MATING INSTALLATION-----	007C-02
TAILDRAGGER - MAIN GEAR INSTALLATION-----	008-02
TAILDRAGGER - WHEEL & BRAKE INSTALLATION -----	008-04
TAILDRAGGER - 6" TIRES-----	008-06
TAILDRAGGER - 8" TAILWHEEL INSTALLATION -----	008-08
TAILDRAGGER - OPTIONS - 10" TAILWHEEL INSTALLATION -----	008-10
TRIKE - MAIN GEAR INSTALLATION -----	008A-02
TRIKE - STANDARD - WHEEL AND BRAKE INSTALLATION -----	008A-04
TRIKE - OPTIONS - TUNDRA - WHEEL AND BRAKE INSTALLATION -----	008A-04B
TRIKE - STANDARD - NOSE GEAR INSTALLATION-----	008A-06
TRIKE - OPTIONS - TUNDRA - NOSE FORK INSTALLATION-----	008A-06B
TRIKE - TAIL TIE-DOWN INSTALLATION -----	008A-08
TRIKE - OPTIONS - TOW BAR INSTALLATION -----	008A-10
TRIKE - OPTIONS - TUNDRA NOSE GEAR - TOW BAR INSTALLATION -----	008A-12
BELLY FAIRINGS-----	008B-02
OPTIONS - JACK LUG -----	008C-02
FUSELAGE - FLOORBOARD INSTALLATION-----	009-02
FUSELAGE - RUDDER PEDAL INSTALLATION -----	009A-02
FUSELAGE - RUDDER SYSTEM INSTALLATION -----	009B-02
FUSELAGE - RUDDER RETURN SYSTEM -----	009B-04
FUSELAGE - HYDRAULIC BRAKE INSTALLATION-----	009C-02
FUSELAGE - SLIDING SEAT ASSEMBLY -----	009D-02
FUSELAGE - OPTIONS - SEAT HEADREST INSTALLATION -----	009D-04
FUSELAGE - SEAT BELT INSTALLATION-----	009D-06
FUSELAGE - CONTROL STICK INSTALLATION -----	010-02

FUSELAGE - OPTIONS - PASSENGER SEAT ELECTRIC ELEVATOR TRIM -----	010-04
FUSELAGE - CONTROL STICK PUSH-PULL TUBE INSTALLATION -----	010A-02
FUSELAGE - ELEVATOR PUSH-PULL TUBE INSTALLATION -----	010B-02
FUSELAGE - AILERON CABLE SYSTEM INSTALLATION-----	010C-02
FUSELAGE - FLAP LEVER INSTALLATION -----	010D-02
FUSELAGE - BOOT COWL ASSEMBLY-----	010E-02
FUSELAGE - VENT SYSTEM INSTALLATION -----	010E-04
FUSELAGE - INSTRUMENT PANEL INSTALLATION -----	010F-02
FUSELAGE - INSTRUMENT SUB-PANEL & RADIO MOUNT PLATES INSTALLATION -----	010F-04
FUSELAGE - OPTIONS - PITCH SERVO INSTALLATION -----	010F-06
FUSELAGE - OPTIONS - ROLL SERVO INSTALLATION -----	010F-08
FUSELAGE - FORMED WINDSHIELD & SKYLIGHT INSTALLATION -----	010G-02
DOOR ASSEMBLY, LEXAN AND TRIM-----	010H-02
DOOR LATCH AND DOOR INSTALLATION-----	010H-04
AFT BAGGAGE COMPARTMENT INSTALLATION -----	010I-02
SIDES - FORWARD BAGGAGE COMPARTMENT INSTALLATION -----	010I-04
FLOOR - FORWARD BAGGAGE COMPARTMENT INSTALLATION -----	010I-06
INTERIOR INSTALLATION - AFT -----	010I-08
INTERIOR INSTALLATION - FWD -----	010I-10
OPTIONS - CARGO NET INSTALLATION -----	010I-12
STATION 3 CLOSEOUT -----	010J-02

RANS S-21 OUTBOUND

PAGE

001-02

TOOL KIT

#	DESCRIPTION	PART NUMBER	QUANTITY
1.	RANS Tool Kit	KSAC0074	
1.	RANS Tool Kit w/o Pneumatic Riveter	KSAC0082	
2.	RANS Tool Bag *, **	KSTK0001	1
3.	Pneumatic Blind Rivet Puller *	KSTK0002	1
4.	Hand Held Rivet Puller, Swivel Head *, **	KSTK0003	1
5.	Straight Pattern Snips *, **	KSTK0004	1
6.	Fluting Pliers *, **	KSTK0005	1
7.	Safety Wire Pliers, 9" *, **	KSTK0006	1
8.	Cleco Pliers *, **	KSTK0024	1
9.	Edge Forming Tool *, **	KSTK0007	1
10.	Angle Finder *, **	KSTK0008	1
11.	Circle Cutter, 6" *, **	KSTK0009	1
12.	Deburr Tool, DogLeg with Bit *, **	KSTK0010	1
13.	Deburring Tool Set *, **	KSTK0011	1
14.	Half Round File, Second Cut, 8" *, **	KSTK0012	1
15.	120 Degree Dimple Die for 1/8" Pop Rivets *, **	KSTK0013	1
16.	Hand Squeeze, 2" *, **	KSTK0014	1
17.	Step Drill Bit Set & Click Center Punch *, **	KSTK0015	1
18.	Drill Bit - #11 *, **	KSTK0016	6
19.	Drill Bit - #30 *, **	KSTK0017	12
20.	Drill Bit - #40 *, **	KSTK0018	12
21.	Drill Bit - #27 *, **	KSTK0019	2
22.	120° Countersink - #30 *, **	KSTK0020	1
23.	100° Countersink - #11 *, **	KSTK0021	1
24.	MicroStop *, **	KSTK0022	1
25.	Reamer - 3/16" Straight Flute *, **	KSTK0023	1
26.	#30 Cleco (Copper) *, **	KSTK0025	200
27.	#40 Cleco (Silver) *, **	KSTK0026	100
28.	#11 Cleco (Gold) *, **	KSTK0027	30

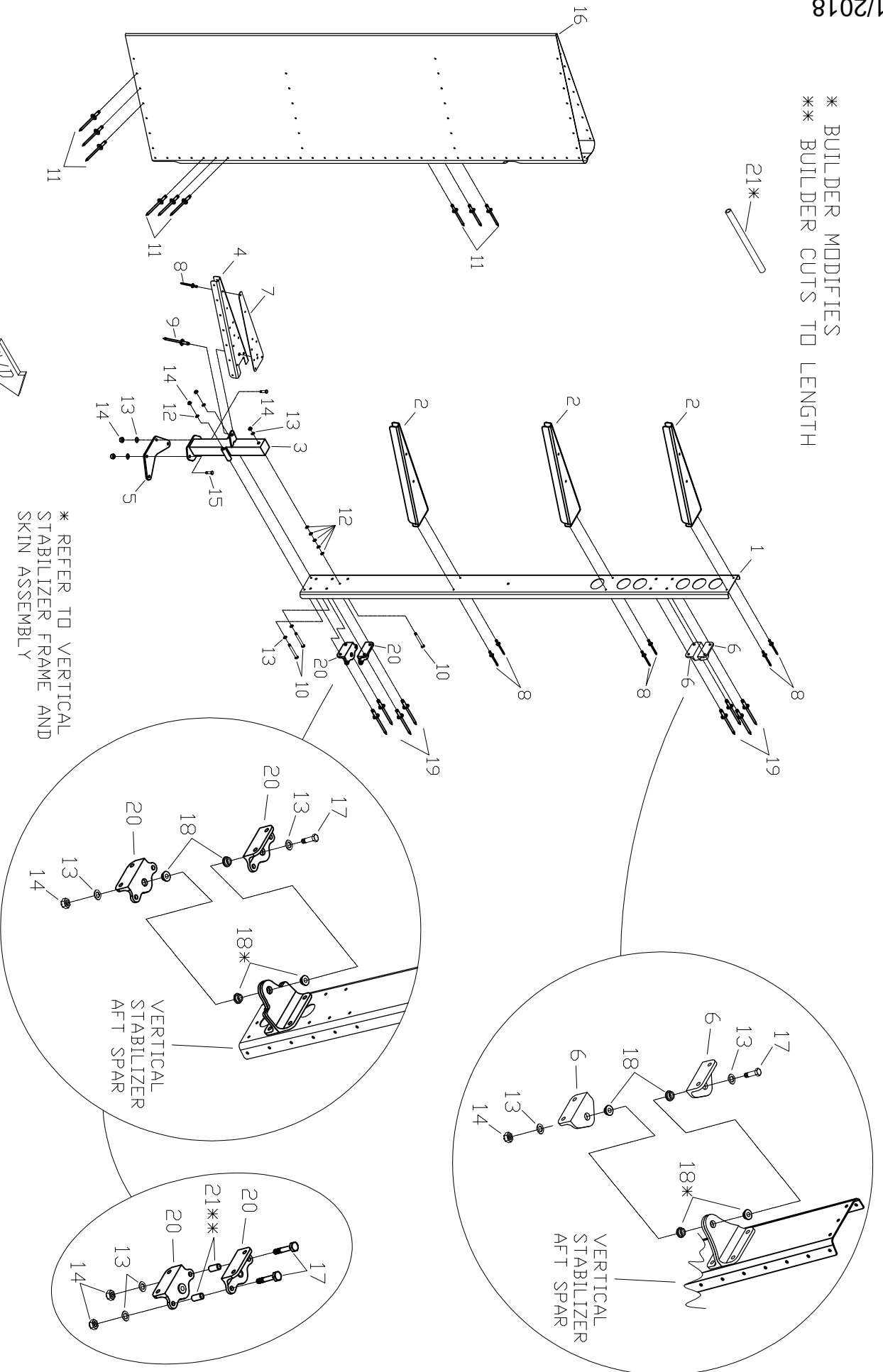
* Included in Tool Kit (KSAC0074)

** Included in Tool Kit (KSAC0082)

9/11/2018

REV. - ORIG

* BUILDER MODIFIES
** BUILDER CUTS TO LENGTH



RRRMD08 S-21 OUTBOUND RUDDER FRAME & SKIN ASSEMBLY

MDS651
REV. B

RANS S-21 OUTBOUND
RUDDER FRAME & SKIN ASSEMBLY

PAGE

002-02

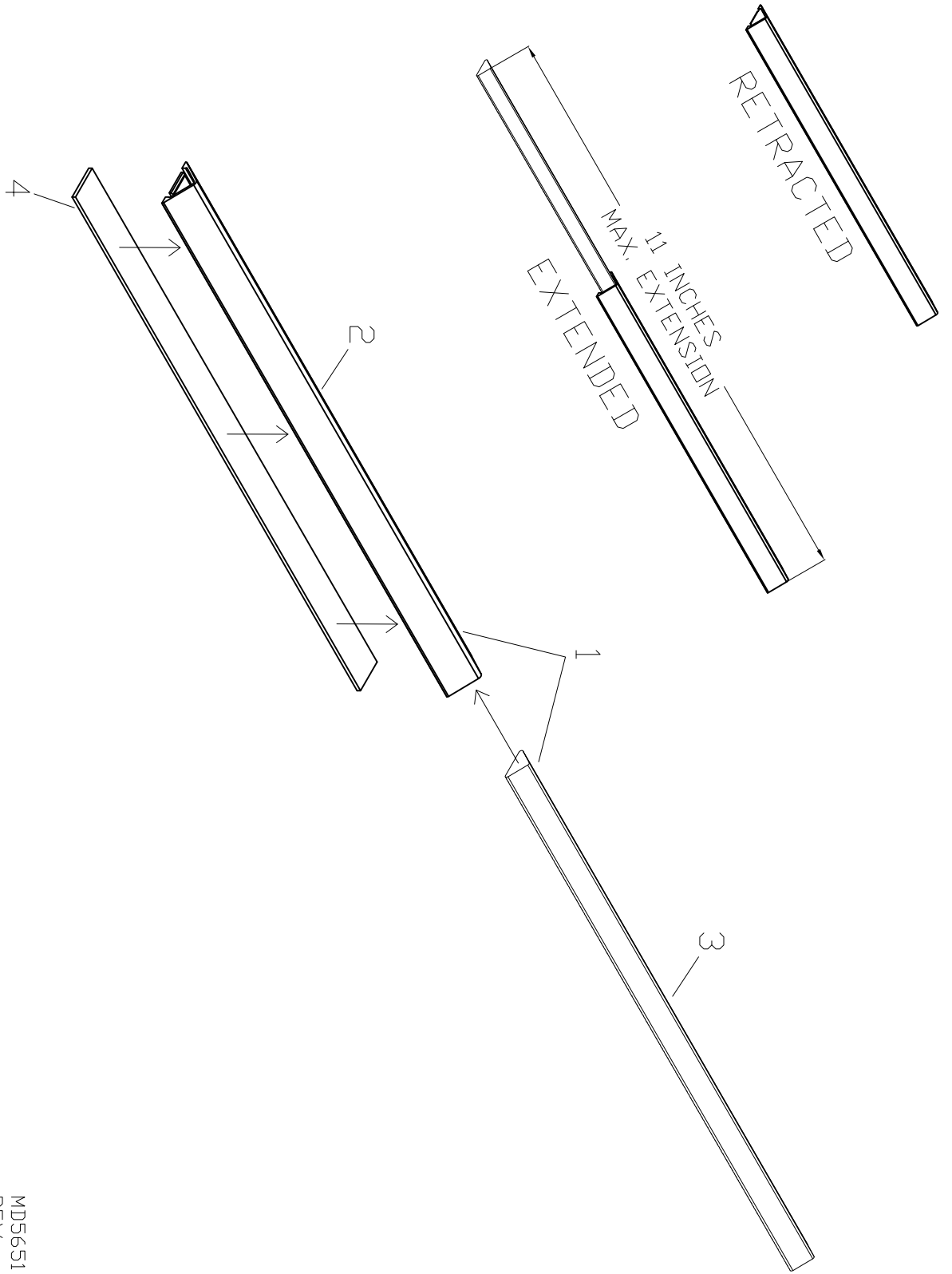
#	DESCRIPTION	PART NUMBER	QUANTITY
1.	Rudder Spar	KPRD0106	1
2.	Rudder Rib - Upper	KPRD0109	3
3.	Rudder Horn Mount Tube	KPRD0103	1
4.	Rudder Rib - Lower	KPRD0107	1
5.	Rudder Horn	KPRD0113	1
6.	Elevator and Rudder Hinge - Short	KPHS0098	2
7.	Rudder Horn Rib Doubler	KPRD0105	1
8.	1/8" Aluminum Rivet - Cherry Q	AAPQ-42	15
9.	3/16" Stainless Steel Rivet - Cherry Q	CCPQ-62	1
10.	3/16" Bolt	AN3-16A	3
11.	1/8" Aluminum Rivet - Cherry Q	AAPQ-41	148
12.	3/16" Thick Washer	AN960-10	7
13.	3/16" Thin Washer	AN960-10L	11
14.	3/16" Shear Nut	AN364-1032A	9
15.	3/16" Bolt	AN3-4A	2
16.	Rudder Skin	KPRD0110	1
17.	3/16" Bolt	AN3-11A	4
18.	Bronze Flange Bushing	KSAC0019-3	4
19.	3/16" Stainless Steel Rivet - Cherry Q	CCPQ-64	8
20.	Lower Rudder Hinge	KPRD0112	2
21.	Raw Stock - Aluminum Bushing, 1/4" x .028" *	KAAC0044-2	1
21.	Aluminum Bushing, 1/4" x .028" x .52" **	KAAC0044-2	0

* Builder Modifies

** Builder cuts to length to fit

9/11/2018

REV. B



**RRRINDS S-21 OUTBOUND
 OPTIONS - BUMP TRIM KIT - RUDDER & AILERON**

MDS5651
 REV. - DRIG

RANS S-21 OUTBOUND

PAGE

002-04

OPTIONS - BUMP TRIM KIT - RUDDER AND AILERON

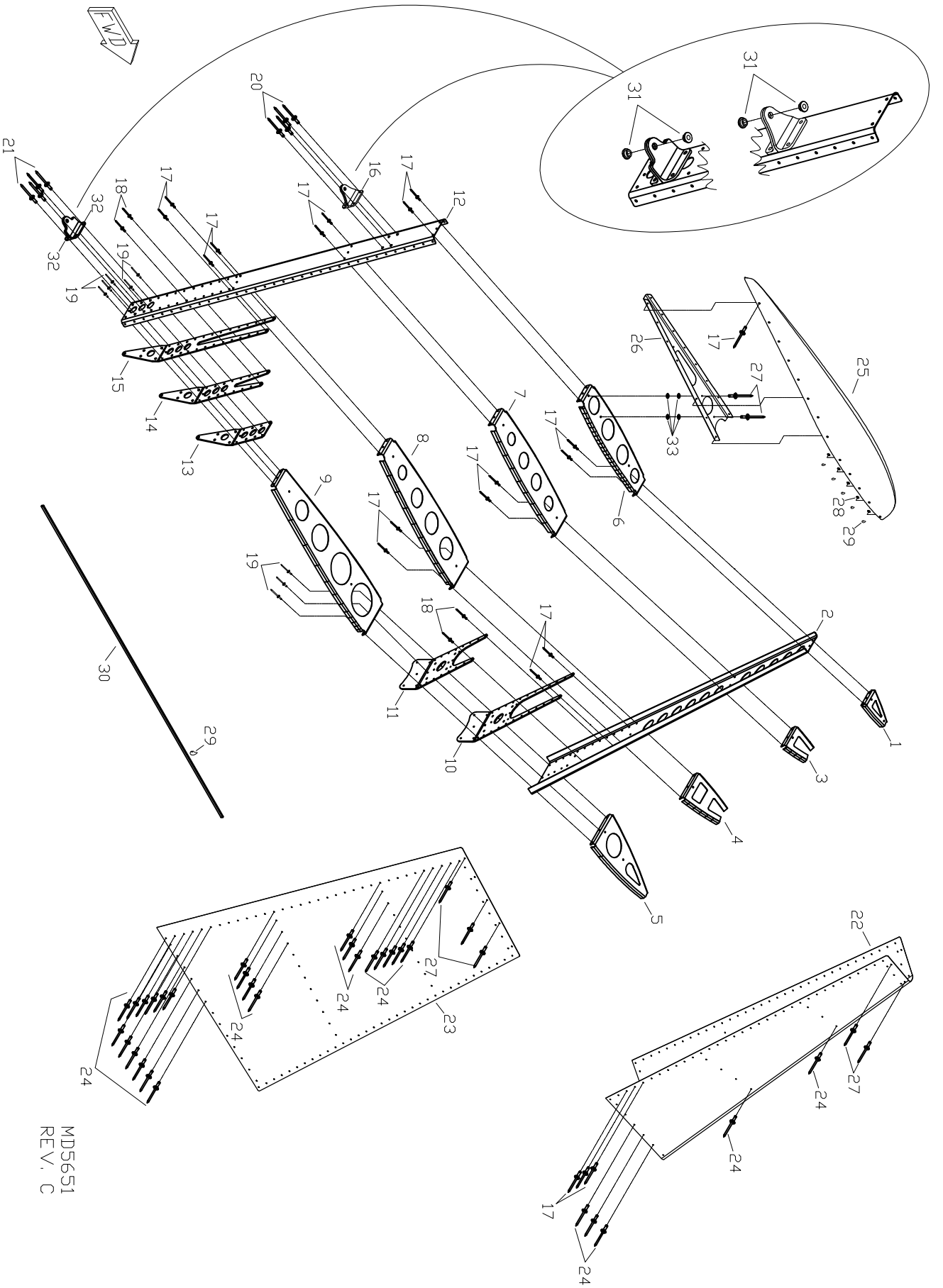
KAAC0112

<u>#</u>	<u>DESCRIPTION</u>	<u>PART NUMBER</u>	<u>QUANTITY</u>
1.	Bump Trim *	KPAC0289	2
2.	Bump Trim Housing *, **	KPAC0289-1	0
3.	Bump Trim Slide *, **	KPAC0289-2	0
4.	1/4" VHB Double Sided Tape *	KSAC0080	22 in

* Included in KAAC0112 Kit

** Part of KPAC0289

9/11/2018
REV. - ORIG



**RRRINDOR S-21 OUTBOUND
VERTICAL STABILIZER FRAME & SKIN ASSEMBLY**

MDS5651
REV. C

RANS S-21 OUTBOUND
VERTICAL STABILIZER FRAM & SKIN ASSEMBLY

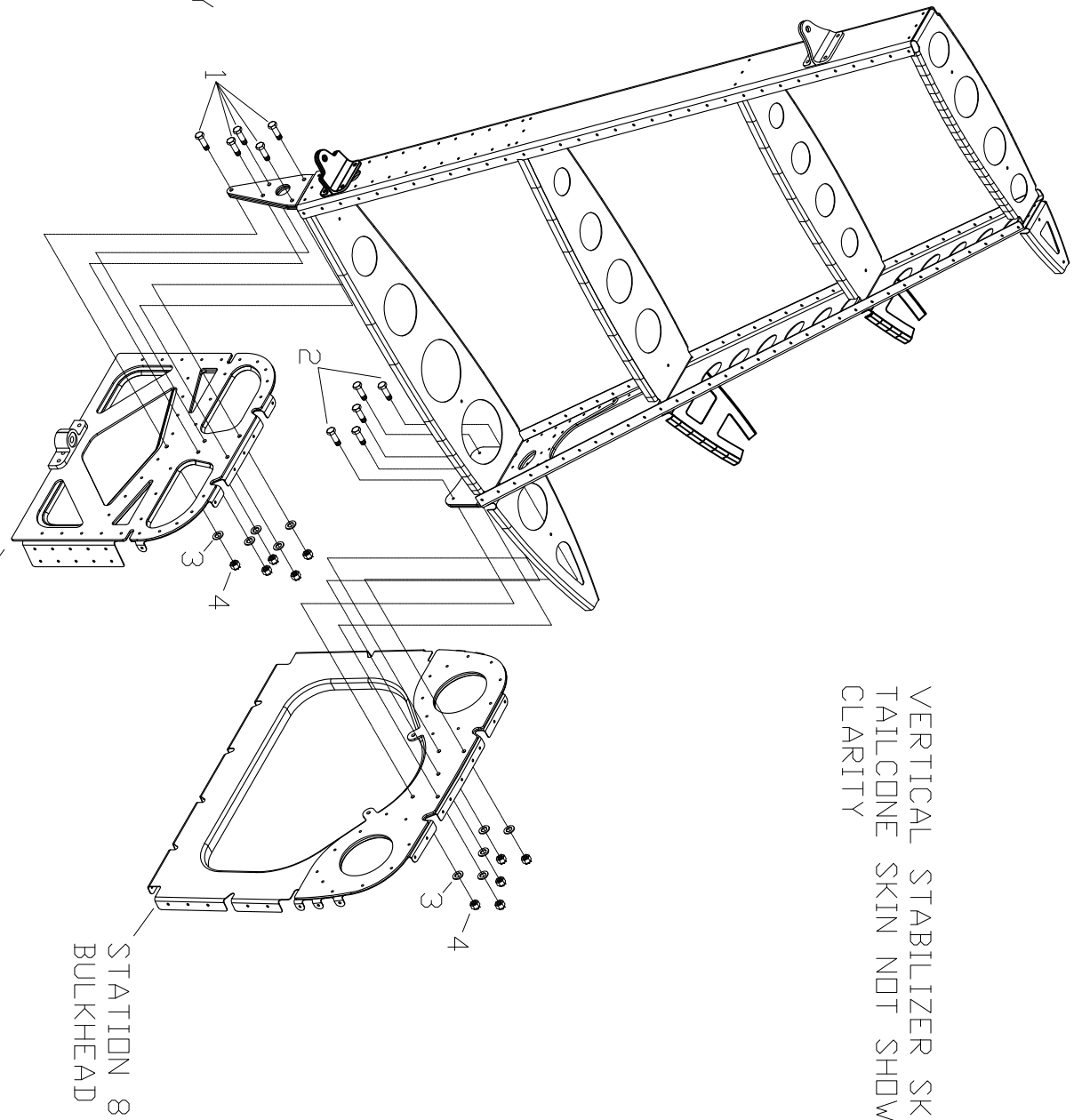
PAGE 003-02

#	DESCRIPTION	PART NUMBER	QUANTITY
1.	Vertical Fin Top Nose Rib	KPVS0100	1
2.	Vertical Fin FWD Spar	KPVS0103	1
3.	Vertical Fin Nose Rib #3	KPVS0110	1
4.	Vertical Fin Nose Rib #2	KPVS0109	1
5.	Vertical Fin Bottom Nose Rib	KPVS0104	1
6.	Vertical Top Aft Rib	KPVS0102	1
7.	Vertical Aft Rib #3	KPVS0112	1
8.	Vertical Aft Rib #2	KPVS0111	1
9.	Vertical Bottom Aft Rib	KPVS0101	1
10.	FWD Vertical Spar Gusset - #1	KPVS0105	1
11.	FWD Vertical Spar Gusset - #2	KPVS0106	1
12.	Vertical Fin Aft Spar	KPVS0096	1
13.	Vertical Fin Gusset - AFT - #1	KPVS0097	1
14.	Vertical Fin Gusset - AFT - #2	KPVS0098	1
15.	Vertical Fin Gusset - AFT - #3	KPVS0099	1
16.	Elevator and Rudder Hinge - Long	KPHS0097	2
17.	1/8" Aluminum Rivet - Cherry Q	AAPQ-42	114
18.	1/8" Aluminum Rivet - Cherry Q	AAPQ-44	27
19.	1/8" Aluminum Rivet - Cherry Q	AAPQ-46	8
20.	3/16" Stainless Steel Rivet - Cherry Q	CCPQ-64	4
21.	3/16" Stainless Steel Rivet - Cherry Q	CCPQ-68	4
22.	Vertical Stabilizer Leading Edge Skin	KPVS0108	1
23.	Vertical Stabilizer Side Skin	KPVS0107	2
24.	1/8" Aluminum Rivet - Cherry Q	AAPQ-41	184
25.	Vertical Stabilizer Tip	KPVS0113	1
26.	Vertical Stabilizer Tip Rib	KPVS0114	1
27.	1/8" Aluminum Rivet - Cherry Q	AAPQ-43	20
28.	1/8" Small Brass Washer	AN960-B4	10
29.	Adhesive - Superglue or Silicone *	----	0
30.	Rubber Trim	X1011	6 ft
31.	Bronze Flange Bushing	KSAC0019-3	4
32.	Lower Vertical Stabilizer Hinge	KPVS0116	2
33.	3/16" Thick Washer	AN960-10	4

*Builder Supplied

9/11/2018
REV. A

VERTICAL STABILIZER SKIN &
TAILCONE SKIN NOT SHOWN FOR
CLARITY



SOME DUPLICATED
HARDWARE NOT
NUMBERED FOR CLARITY



RRRINDOR S-21 OUTBOUND VERTICAL STABILIZER INSTALLATION

STATION 9
BULKHEAD

STATION 8
BULKHEAD

MDS651
REV. A

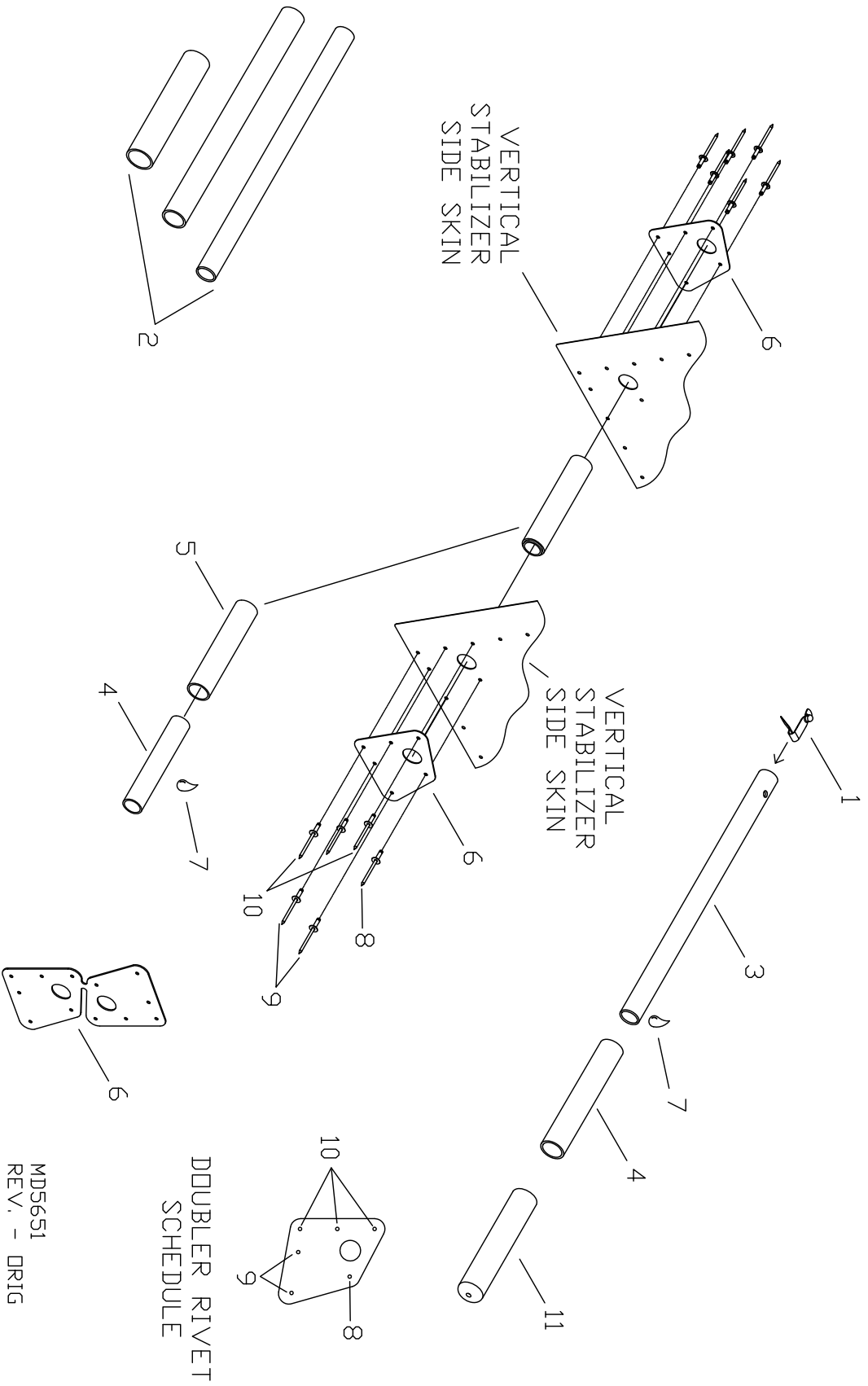
RANS S-21 OUTBOUND

VERTICAL STABILIZER INSTALLATION

PAGE 003-04

#	DESCRIPTION	PART NUMBER	QUANTITY
1.	3/16" Bolt	AN3-6A	5
2.	3/16" Bolt	AN3-5A	5
3.	3/16" Thin Washer	AN960-10L	10
4.	3/16" Shear Nut	AN364-1032A	10

9/11/2018
REV. A



**RRRNDG S-21 OUTBOUND
OPTIONAL - TAILDRAGGER - PULL HANDLE ASSEMBLY**

RANS S-21 OUTBOUND

PAGE

003-06

OPTIONAL - TAILDRAGGER - PULL HANDLE ASSEMBLY

KAVS0006

#	DESCRIPTION	PART NUMBER	QUANTITY
1.	Quick-Release Button	KSHW0112	1
2.	Pull Handle Raw Stock Kit	KAAC0106	1
3.	5/8" X .058" Aluminum Tube *	KAAC0106-1	1
4.	3/4" X .058" Aluminum Tube *	KAAC0106-2	1
5.	7/8" X .058" Aluminum Tube *	KAAC0106-3	1
6.	Pull Handle Doubler **	KPVS0115	1
7.	JB Weld Adhesive ***	----	0
8.	1/8" Aluminum Rivet - Cherry Q	AAPQ-41	2
9.	1/8" Aluminum Rivet - Cherry Q	AAPQ-42	4
10.	1/8" Aluminum Rivet - Cherry Q	AAPQ-43	6
11.	Handle Grip - 3/4"	KSAC0079	1

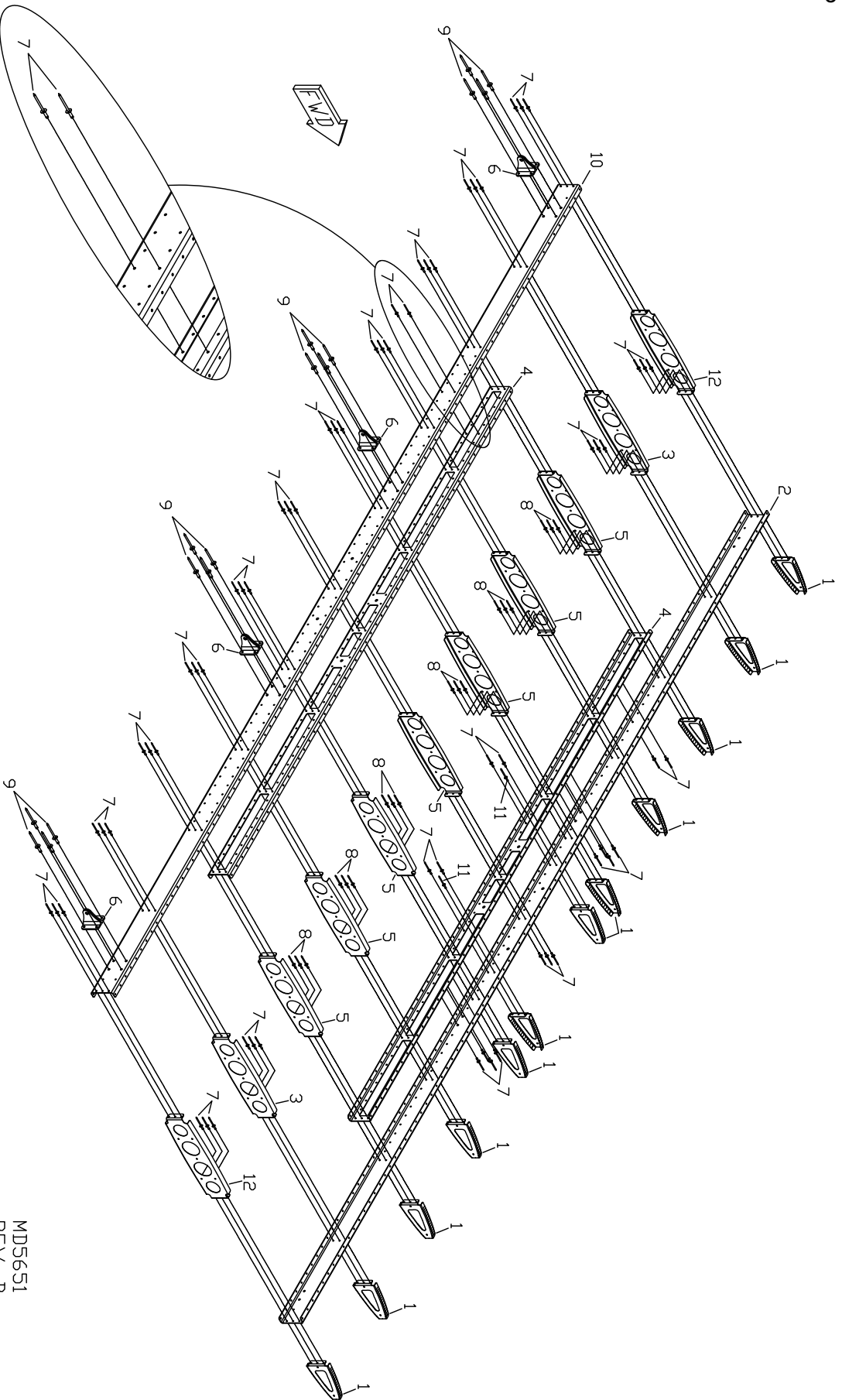
* Part of Raw Stock Kit

** Builder Modifies

*** Builder Supplied

9/11/2018

REV. - ORIG



TYPICAL SPAR TO DOUBLER

RRRINDS S-21 OUTBOUND HORIZONTAL STABILIZER FRAME ASSEMBLY

MDS5651
REV. B

RANS S-21 OUTBOUND
HORIZONTAL STABILIZER FRAME ASSEMBLY

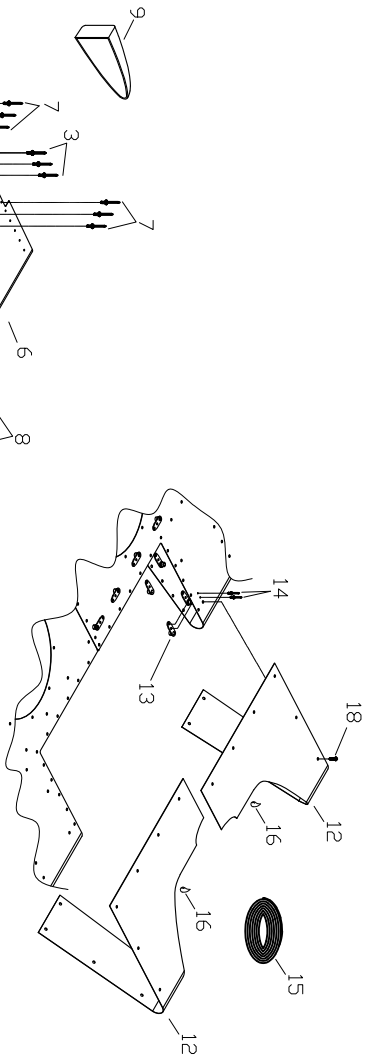
PAGE

004-02

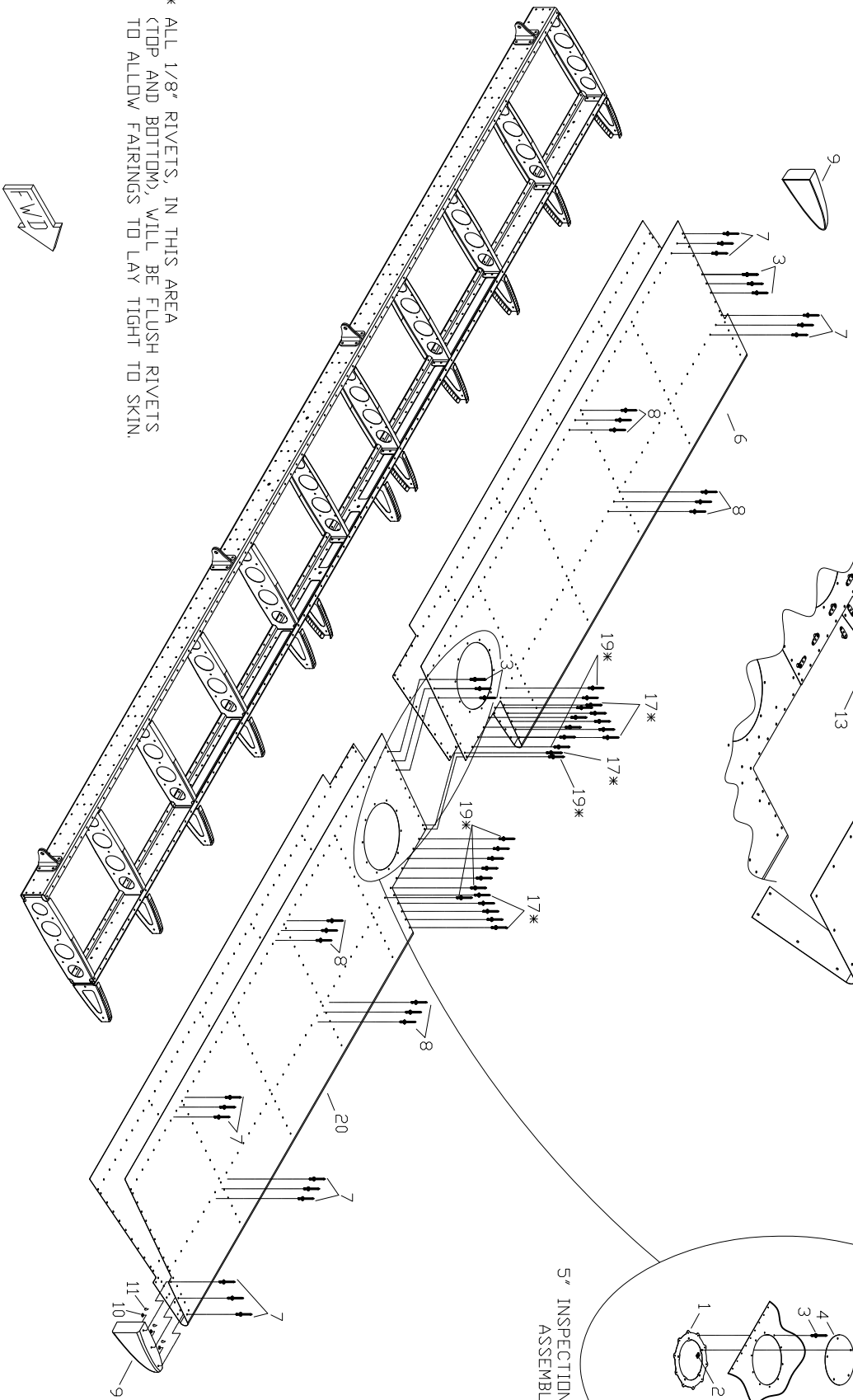
#	DESCRIPTION	PART NUMBER	QUANTITY
1.	Horizontal Stabilizer Nose Rib	KPHS0085	12
2.	Horizontal Stabilizer Spar - FWD	KPHS0088	1
3.	Horizontal Outboard Rib	KPHS0082	2
4.	Horizontal Stabilizer Spar Doubler	KPHS0089	2
5.	Horizontal Middle Rib	KPHS0084	7
6.	Elevator and Rudder Hinge - Long	KPHS0097	8
7.	1/8" Aluminum Rivet - Cherry Q	AAPQ-42	236
8.	1/8" Aluminum Rivet - Cherry Q	AAPQ-43	18
9.	3/16" Stainless Steel Rivet - Cherry Q	CCPQ-64	16
10.	Horizontal Stabilizer Spar - AFT	KPHS0095	1
11.	1/8" Aluminum Rivet - Cherry Q	AAPQ-41	2
12.	Horizontal End Rib	KPHS0096	2

9/11/2018

REV. B



5" INSPECTION PANEL ASSEMBLY



* ALL 1/8" RIVETS, IN THIS AREA (TOP AND BOTTOM), WILL BE FLUSH RIVETS TO ALLOW FAIRINGS TO LAY TIGHT TO SKIN.



RRRINDOR S-21 OUTBOUND HORIZONTAL STABILIZER SKIN INSTALLATION

MDS5651
REV. - A

RANS S-21 OUTBOUND
HORIZONTAL STABILIZER SKIN INSTALLATION

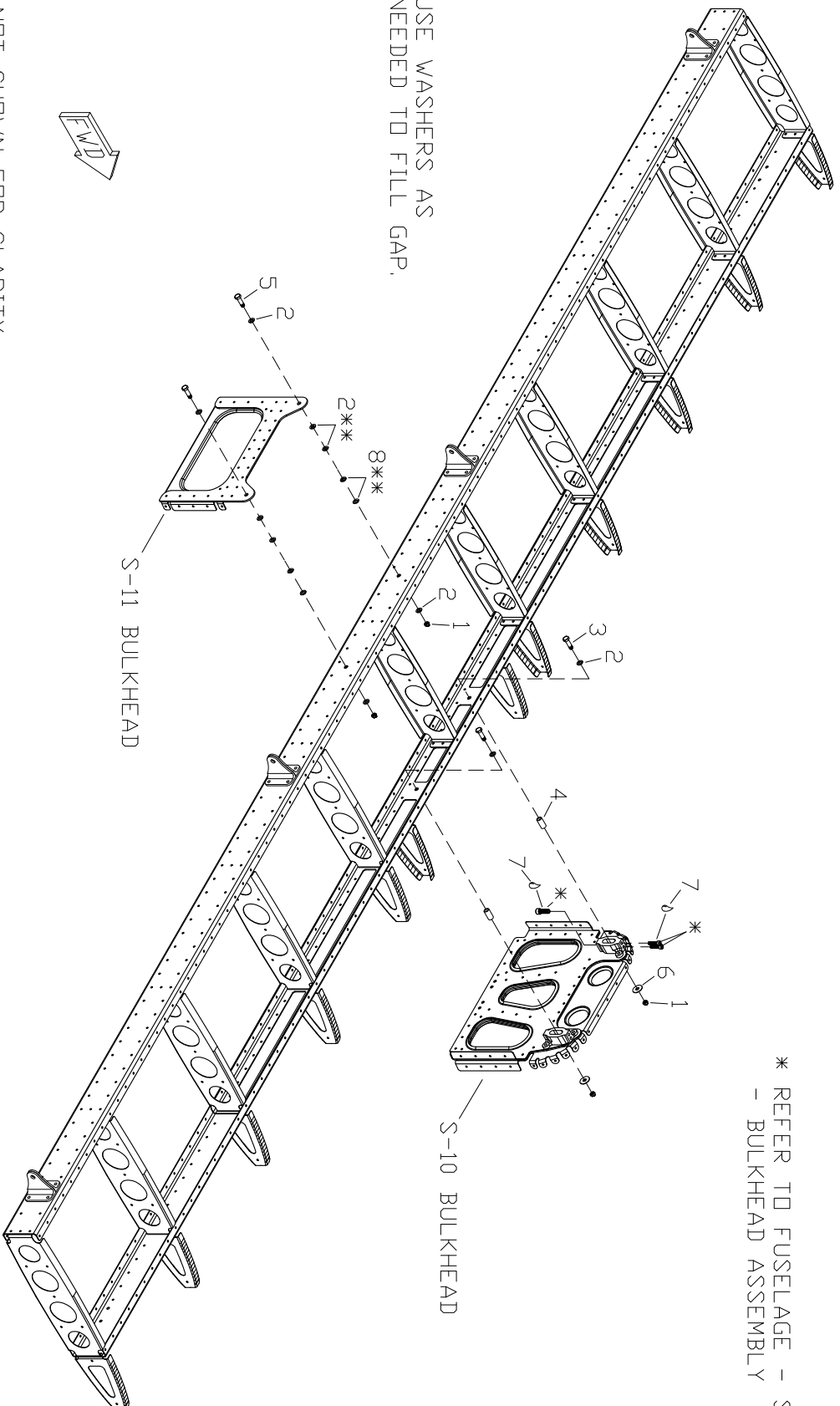
PAGE

004-04

#	DESCRIPTION	PART NUMBER	QUANTITY
1.	5" Inspection Cover Tab Ring	KPWI0656	2
2.	Tinnerman	A1789-8Z-1	10
3.	1/8" Aluminum Rivet - Cherry Q	AAPQ-41	316
4.	5" Inspection Cover	KPWI0659	2
5.	#8 Pan Head Screw	8X1/2 PHS	10
6.	Horizontal Stabilizer Skin - LH	KPHS0092-L	1
7.	1/8" Aluminum Rivet - Cherry Q	AAPQ-42	156
8.	1/8" Aluminum Rivet - Cherry Q	AAPQ-43	194
9.	Horizontal Tip	KPHS0093	2
10.	1/8" Small Brass Washer	AN960-B4	12
11.	Adhesive - Superglue or Silicone Seal *	-----	0
12.	Horizontal Stabilizer Fairing	KPHS0094	2
13.	6-32 Single-Ear Nut Plate	K-2000-06	20
14.	3/32" Aluminum Rivet	40APR1/8	40
15.	Rubber Edging	8510K11	3 ft
16.	Adhesive - Superglue *	-----	0
17.	1/8" Aluminum Rivet - Flush (120 degree)	AACQ-42	22
18.	6-32 Machine Screw	AN526-632R6	20
19.	1/8" Aluminum Rivet - Flush (120 degree)	AACQ-43	30
20.	Horizontal Stabilizer Skin - RH	KPHS0092-R	1

* Builder Supplied

* REFER TO FUSELAGE - STATION 10
- BULKHEAD ASSEMBLY



** USE WASHERS AS NEEDED TO FILL GAP.

SKINS NOT SHOWN FOR CLARITY
NOT ALL DUPLICATED HARDWARE
SHOWN FOR CLARITY

RRRIND S-21 OUTBOUND HORIZONTAL STABILIZER INSTALLATION

MD5651
REV. B

RANS S-21 OUTBOUND
HORIZONTAL STABILIZER INSTALLATION

PAGE

004-06

#	DESCRIPTION	PART NUMBER	QUANTITY
1.	1/4" Shear Nut	AN364-428A	4
2.	1/4" Thick Washer	AN960-416	10
3.	1/4" Bolt	AN4-14A	2
4.	Aluminum Bushing - 3/8" x .095" x .935" *	KPAC0060	2
5.	1/4" Bolt	AN4-6A	2
6.	1/4" Large Washer	AN970-4	2
7.	Loctite Blue **	----	0
8.	1/4" Thin Washer	AN960-416L	4

* Builder Modifies

** Builder Supplied

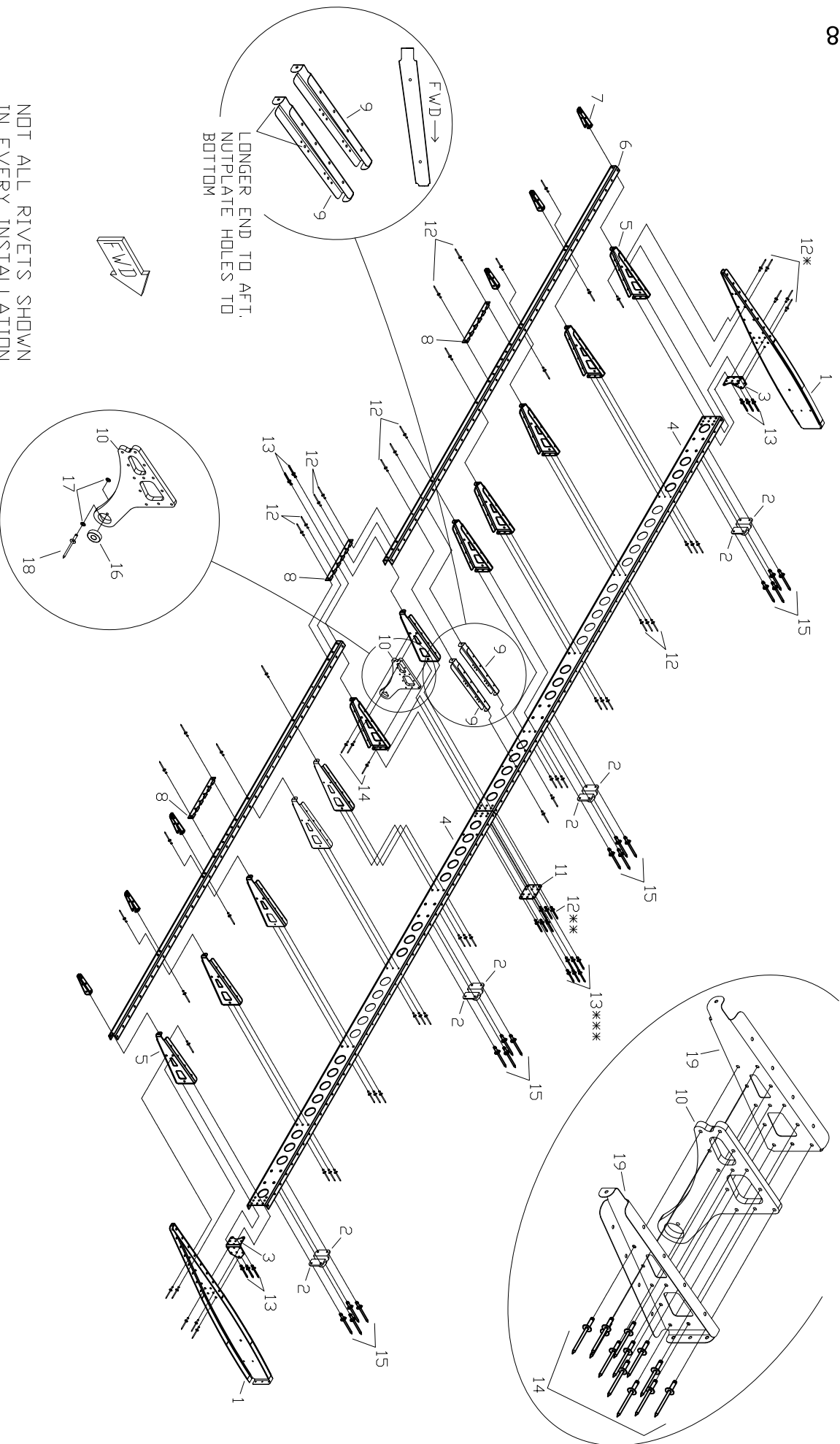
9/11/2018

REV. B

* ALL RIVETS AAPQ-41, EXCEPT AS MARKED
** RIVETS THROUGH SPAR CONNECT GUSSET AND SPAR
*** RIVETS THROUGH SPAR CONNECT GUSSET, SPAR AND RIB

ALL RIVETS MUST BE
INSTALLED SECURELY THROUGH RIBS
AND HORN FOR SAFE OPERATION

NOT ALL RIVETS SHOWN
IN EVERY INSTALLATION
POSITION FOR CLARITY



RRRINDERS S-21 OUTBOUND ELEVATOR FRAME ASSEMBLY

MD5651
REV. B

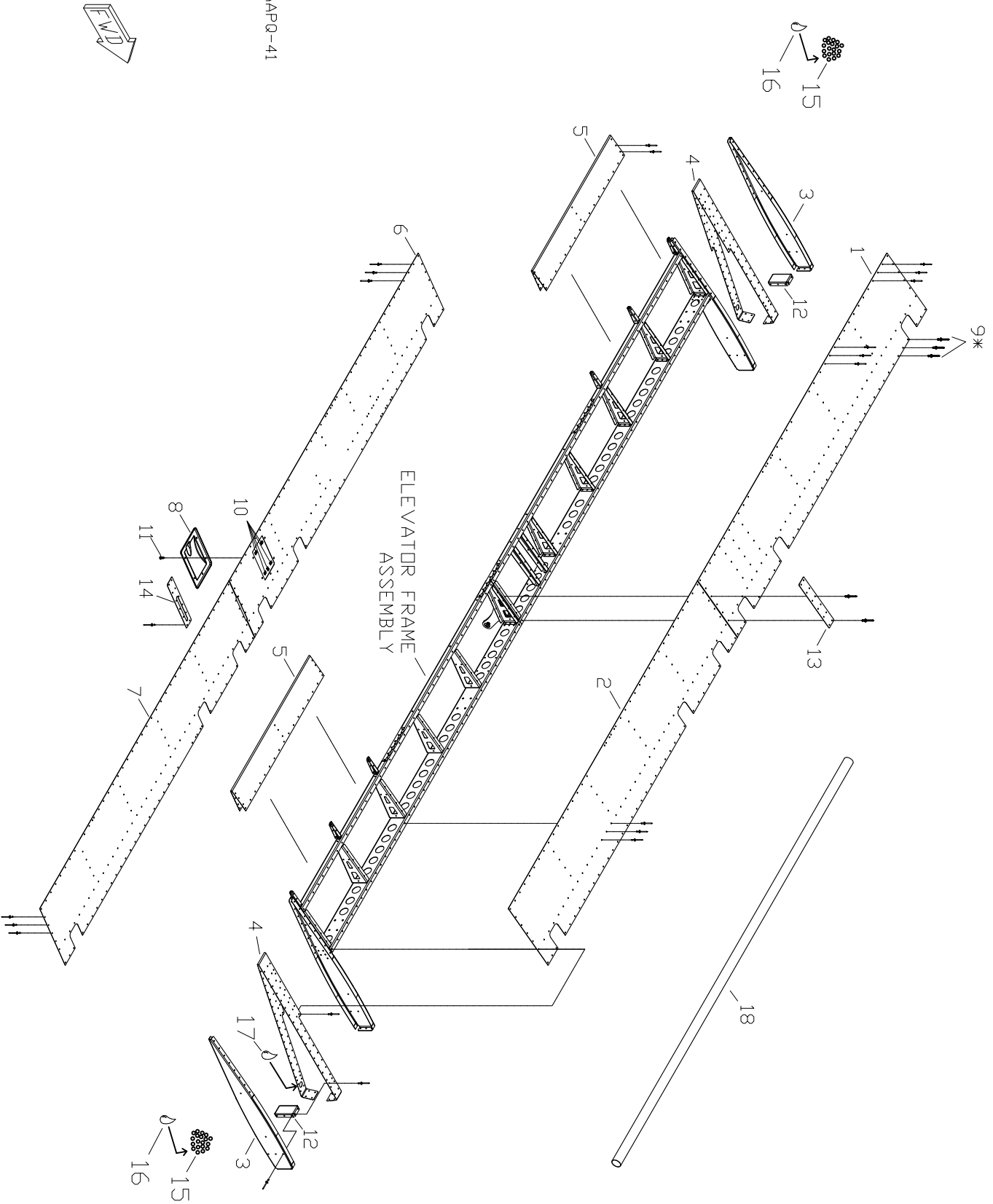
RANS S-21 OUTBOUND
ELEVATOR FRAME ASSEMBLY

PAGE

005-02

#	DESCRIPTION	PART NUMBER	QUANTITY
1.	Elevator Tip - Inner	KPEL0042	2
2.	Elevator and Rudder Hinge - Short	KPHS0098	8
3.	Elevator Tip Attach Angle	KPEL0044	2
4.	Elevator FWD Spar	KPEL0040	2
5.	Elevator Rib	KPEL0038	10
6.	Elevator AFT Spar	KPEL0039	2
7.	Elevator Trailing Edge Rib	KPEL0037	6
8.	Elevator Trim Tab Hinge *	KPTR0067	1
9.	Elevator Trim Servo Rib	KPEL0045	2
10.	Elevator Horn	KPEL0048	1
11.	Elevator FWD Spar Connect Gusset	KPEL0041	1
12.	1/8" Aluminum Rivet - Cherry Q	AAPQ-41	106
13.	1/8" Aluminum Rivet - Cherry Q	AAPQ-42	20
14.	1/8" Aluminum Rivet - Cherry Q	AAPQ-46	12
15.	3/16" Stainless Steel Rivet - Cherry Q	CCPQ-64	16
16.	Bearing	SR4APP	1
17.	1/8" Small Brass Washer	AN960-B4	2
18.	1/8" Aluminum Rivet - Cherry Q	AAPQ-45	1
19.	Elevator Horn Rib	KPEL0053	2

* Builder Modifies



* ALL RIVETS AAPQ-41

S-21 OUTBOUND ELEVATOR SKIN INSTALLATION

MD5651
REV. A

RANS S-21 OUTBOUND

ELEVATOR SKIN INSTALLATION

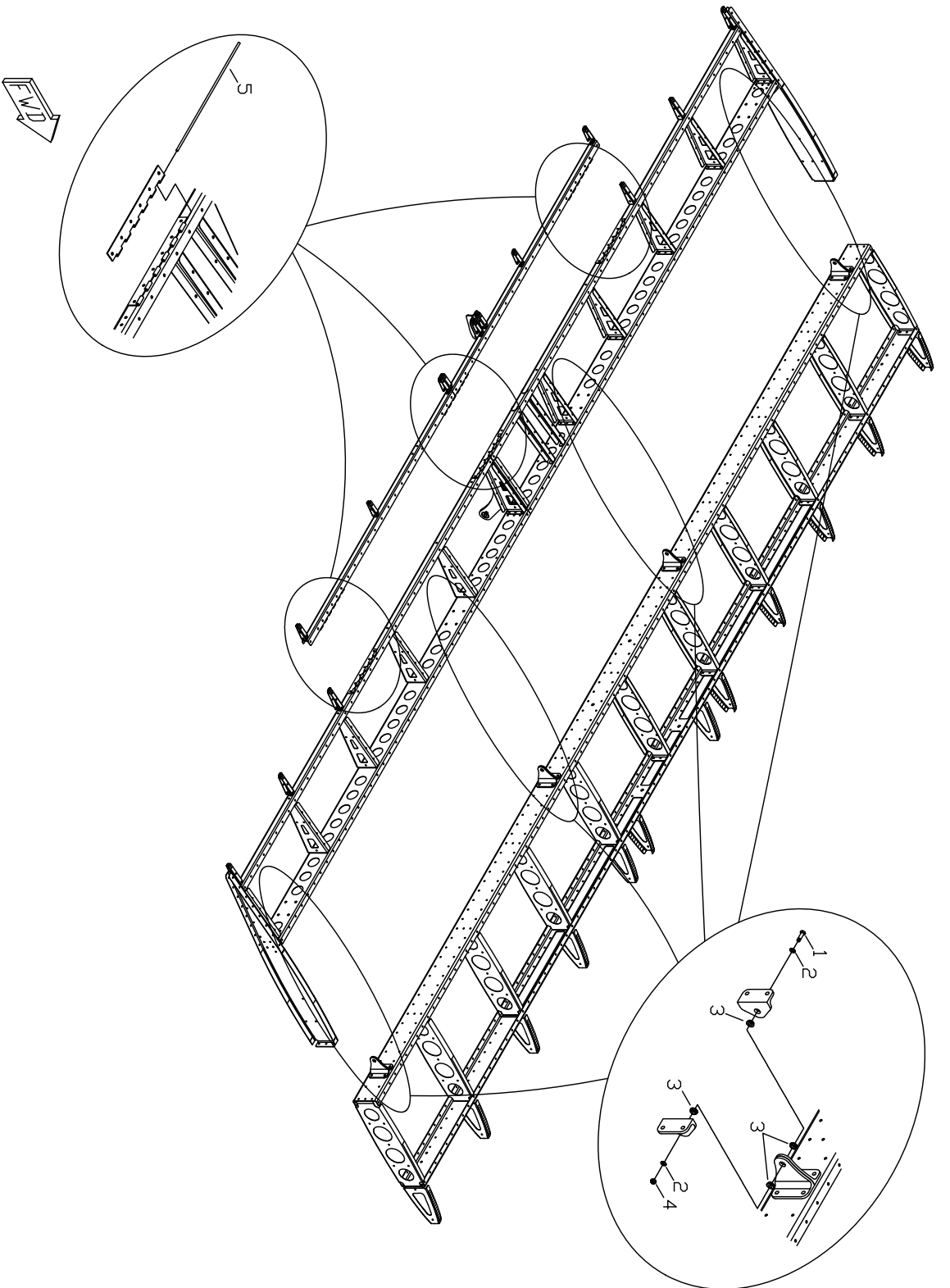
PAGE

005-04

#	DESCRIPTION	PART NUMBER	QUANTITY
1.	Elevator Top Skin - LH	KPEL0035-L	1
2.	Elevator Top Skin - RH	KPEL0035-R	1
3.	Elevator Tip - Outer	KPEL0043	2
4.	Elevator Tip Skin	KPEL0047	2
5.	Elevator Trailing Edge Skin	KPEL0034	2
6.	Elevator Bottom Skin - LH	KPEL0036-L	1
7.	Elevator Bottom Skin - RH	KPEL0036-R	1
8.	Trim Servo Cover	KPEL0046	1
9.	1/8" Aluminum Rivet - Cherry Q	AAPQ-41	715
10.	Tinnerman	A1789-8Z-1	5
11.	#8 Pan Head Screw	8x1/2 PHS	5
12.	Elevator Balance Rib	KPEL0049	2
13.	Elevator Top Skin Splice	KPEL0050	1
14.	Elevator Bottom Skin Splice	KPEL0051	1
15.	Lead Shot or BB's *	----	0
16.	Epoxy *	----	0
17.	Bondo / Filler *	----	0
18.	1-1/4" Tube for forming *	----	0

* Builder Supplied

9/11/2018
REV. A



REFRIG S-21 OUTBOUND
 ELEVATOR AND ELEVATOR TRIM TAB INSTALLATION

MD5651
 REV. - DRIG

RANS S-21 OUTBOUND

PAGE

005-06

ELEVATOR AND ELEVATOR TRIM TAB INSTALLATION

#	DESCRIPTION	PART NUMBER	QUANTITY
1.	3/16" Bolt	AN3-11A	4
2.	3/16" Thin Washer	AN960-10L	8
3.	Bronze Flange Bushing	KSAC0019-3	16
4.	3/16" Shear Nut	AN364-1032A	4
5.	Pin - Elevator Trim Tab Hinge * **	KPTR0067	0

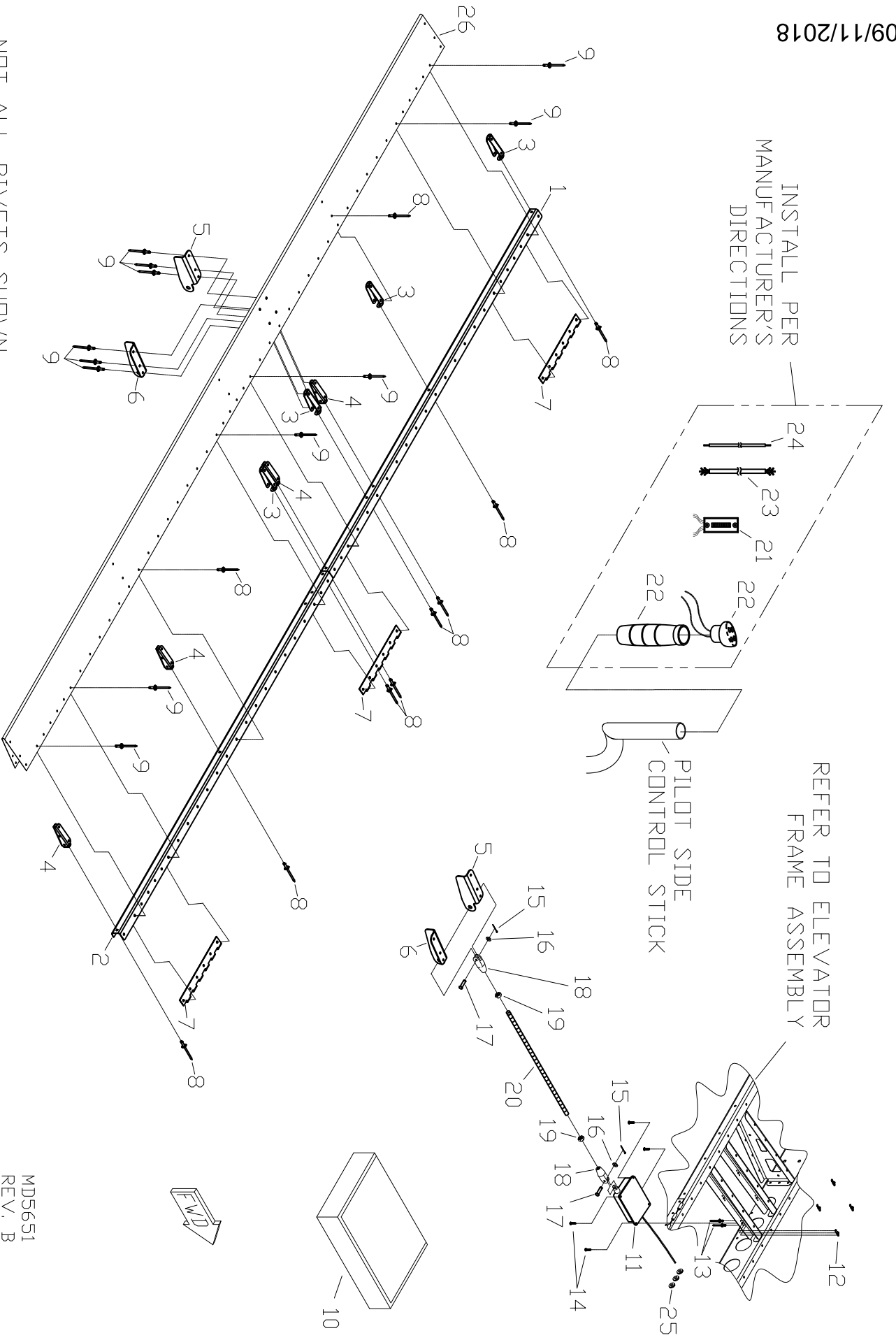
* Part of KPTR0067

** Refer to Elevator Frame Assembly and Elevator Trim Tab Assembly

9/11/2018

REV. A

INSTALL PER
MANUFACTURER'S
DIRECTIONS



NOT ALL RIVETS SHOWN
IN EVERY INSTALLATION
POSITION FOR CLARITY

PRATT & WHITNEY S-21 OUTBOUND ELEVATOR TRIM TAB ASSEMBLY

MDS651
REV. B

RANS S-21 OUTBOUND

PAGE

005-08

ELEVATOR TRIM TAB ASSEMBLY

#	DESCRIPTION	PART NUMBER	QUANTITY
1.	Elevator Trim Tab Spar - LH	KPTR0064-L	1
2.	Elevator Trim Tab Spar - RH	KPTR0064-R	1
3.	Elevator Trim Tab Rib - LH	KPTR0063-L	4
4.	Elevator Trim Tab Rib - RH	KPTR0063-R	4
5.	Elevator Trim Tab Horn - LH	KPTR0066-L	1
6.	Elevator Trim Tab Horn - RH	KPTR0066-R	1
7.	Elevator Trim Tab Hinge * **	KPTR0067	0
8.	1/8" Aluminum Rivet - Cherry Q	AAPQ-41	108
9.	1/8" Aluminum Rivet - Cherry Q	AAPQ-42	24
10.	Trim Servo Kit	KSTR0001	1
11.	Trim Servo ***	----	0
12.	8-32 Nut Plate	MS21047-08	4
13.	3/32" Aluminum Rivet	40APR1/8	8
14.	8-32 Machine Screw	AN526-832R10	4
15.	Cotter Pin ***	----	0
16.	1/8" Small Brass Washer	AN960-B4	2
17.	Clevis Pin ***	----	0
18.	Clevis ***	----	0
19.	Jam Nut ***	----	0
20.	Push Rod ***	----	0
21.	Trim Position Indicator ***	----	0
22.	Control Stick Grip	KSCS0016	1
23.	5-Wire Bundle - 26 Gauge - White Wire	KSES0022	24 ft.
24.	20 Gauge - White Wire ****	----	0
25.	3/16" Rubber Grommet	KSAC0002	3
26.	Elevator Trim Tab Skin	KPTR0065	1

* Builder Modifies

** Refer to Elevator Frame Assembly

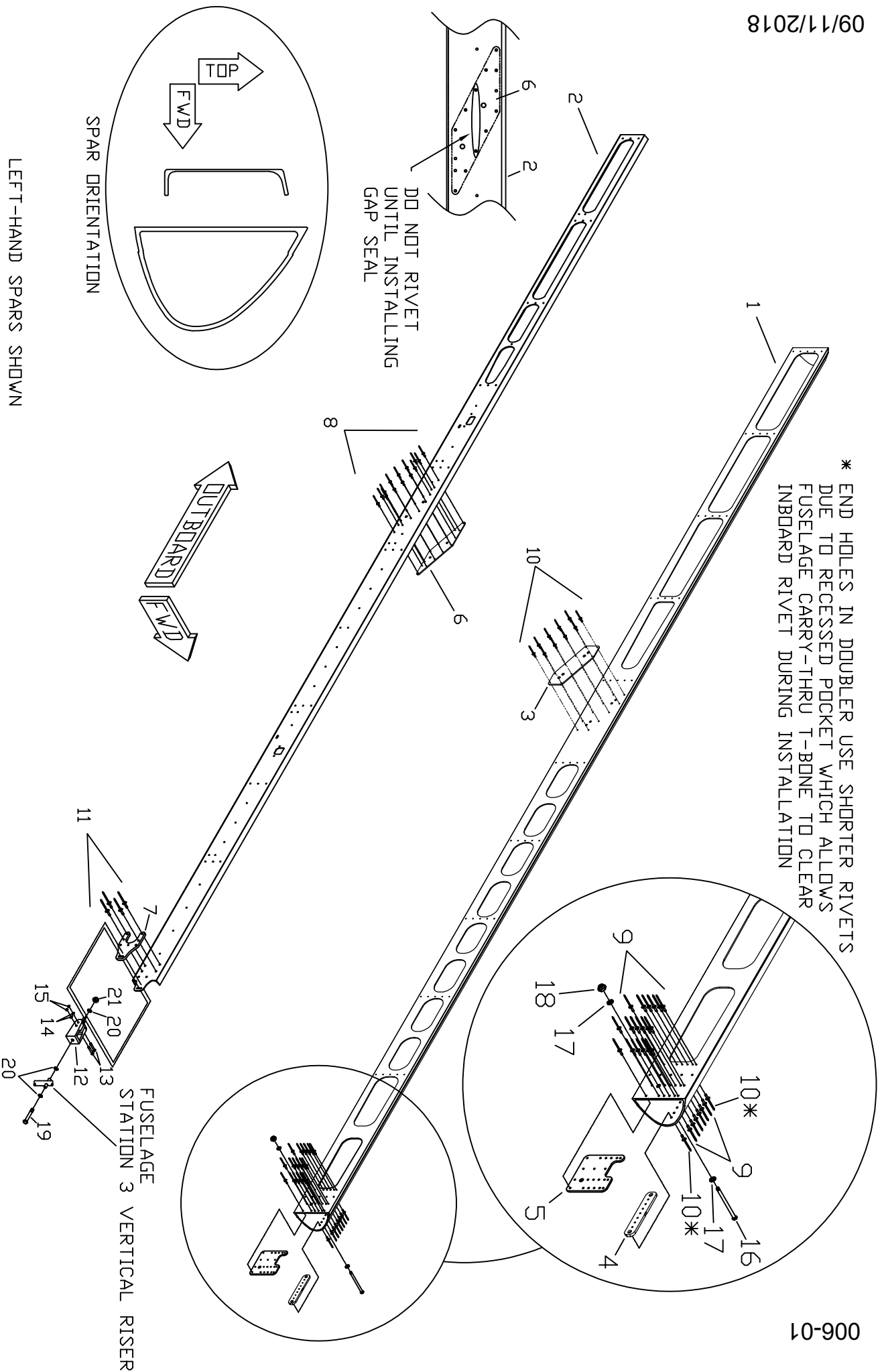
*** Included in Trim Servo Kit

**** Builder Supplied

9/11/2018

REV. B

* END HOLES IN DOUBLER USE SHORTER RIVETS
DUE TO RECESSED POCKET WHICH ALLOWS
FUSELAGE CARRY-THRU T-BONE TO CLEAR
INBOARD RIVET DURING INSTALLATION



SPAR ORIENTATION



LEFT-HAND SPARS SHOWN

RRRINDERS S-21 OUTBOUND 141 WING - SPAR ASSEMBLY

MD5649
REV. B

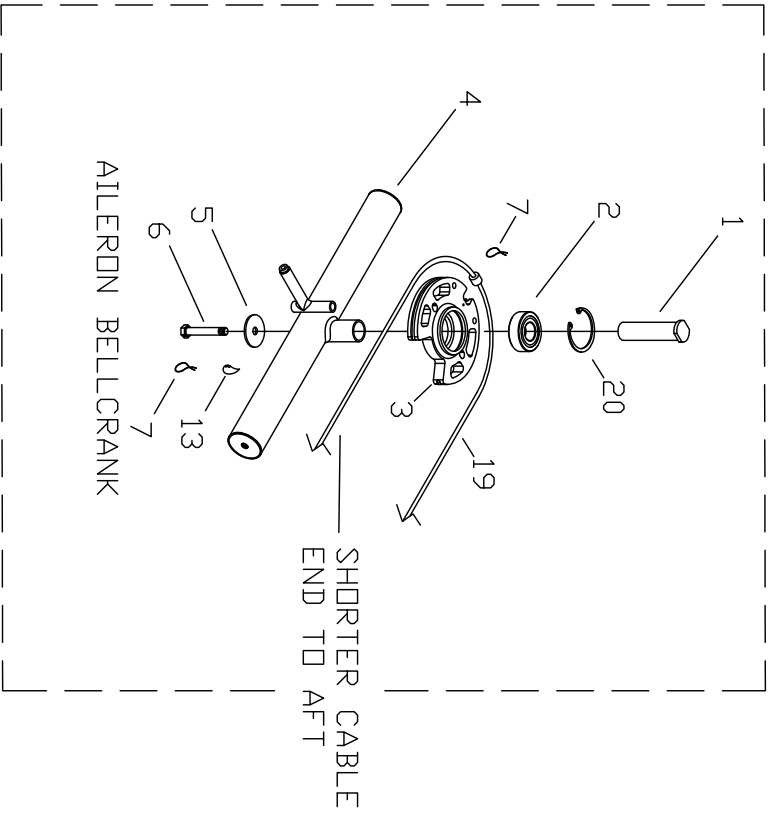
RANS S-21 OUTBOUND

141 WING - SPAR ASSEMBLY

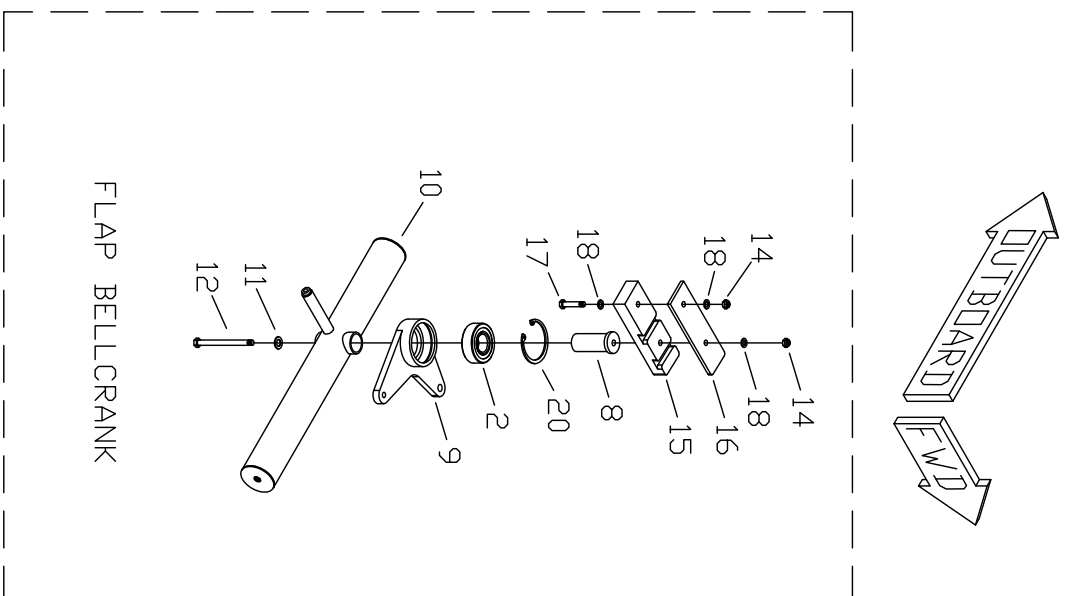
PAGE 006-02

#	DESCRIPTION	PART NUMBER	QUANTITY
1.	Forward Wing Spar - RH	KPWI0738-R	1
1.	Forward Wing Spar - LH	KPWI0738-L	1
2.	Rear Wing Spar - RH	KPWI0739-R	1
2.	Rear Wing Spar - LH	KPWI0739-L	1
3.	FWD Spar Truss Doubler	KPWI0642	2
4.	FWD Spar FWD Attach Doubler	KPWI0667	2
5.	FWD Spar AFT Attach Doubler	KPWI0678	2
6.	AFT Spar Truss Doubler	KPWI0643	2
7.	AFT Spar Attach Doubler	KPWI0671	2
8.	1/8" Stainless Steel Rivet - Cherry Q	CCPQ-43	28
9.	1/8" Stainless Steel Rivet - Cherry Q	CCPQ-46	48
10.	1/8" Stainless Steel Rivet - Cherry Q	CCPQ-44	24
11.	3/16" Stainless Steel Rivet - Cherry Q	CCPQ-66	8
12.	AFT Spar Attach Fitting	KPWI0672	2
13.	3/16" Bolt	AN3-15A	4
14.	3/16" Thick Washer	AN960-10	4
15.	3/16" Shear Nut	AN364-1032A	4
16.	3/8" Bolt	AN6-35A	2
17.	3/8" Thick Washer	AN960-616	4
18.	3/8" Tensile Nut	AN365-624A	2
19.	5/16" Bolt	AN5-20A	2
20.	5/16" Thick Washer	AN960-516	6
21.	5/16" Tensile Nut	AN365-524A	2

9/11/2018



LEFT-HAND BELLCRANKS SHOWN



REVISIONS S-21 OUTBOUND
141 WING - BELLCRANK ASSEMBLIES

MD5649
REV. - DRIG

RANS S-21 OUTBOUND

PAGE

006A-02

141 WING - BELLCRANK ASSEMBLIES

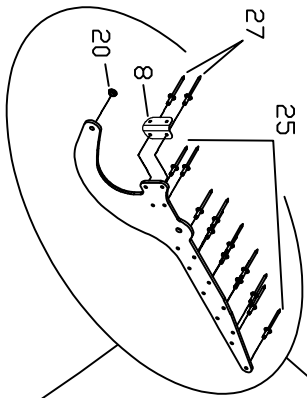
#	DESCRIPTION	PART NUMBER	QUANTITY
1.	Aileron Bellcrank Spindle	KPAL0138	2
2.	Bearing	KSCS0019	4
3.	Aileron Bellcrank Pulley	KPAL0137	2
4.	Aileron Bellcrank Mount	KPAL0139	2
5.	1/4" Large Washer	AN970-4	2
6.	1/4" Bolt - Drilled Head	AN4H-7A	2
7.	Safety Wire *	----	0
8.	Flap Bellcrank Spindle	KPFL0169	2
9.	Flap Bellcrank - RH	KPFL0163-R	1
9.	Flap Bellcrank - LH	KPFL0163-L	1
10.	Flap Bellcrank Mount - RH	KPFL0164-R	1
10.	Flap Bellcrank Mount - LH	KPFL0164-L	1
11.	3/16" Thick Washer	AN960-10	2
12.	3/16" Bolt	AN3-31A	2
13.	Loctite Blue *	----	0
14.	3/16" Shear Nut	AN364-1032A	4
15.	Aileron Cable Guide - LH	KPFL0170-L	1
15.	Aileron Cable Guide - RH	KPFL0170-R	1
16.	Aileron Cable Guide Top	KPFL0171	2
17.	3/16" Bolt	AN3-10A	2
18.	3/16" Thin Washer	AN960-10L	6
19.	Aileron Cable	KPCS0303	2
20.	1 3/8" Retaining Ring	KSHW0101	4

* Builder Supplied

9/11/2018
REV. - ORIG

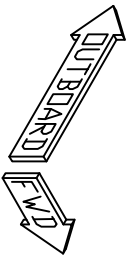
FLANGE BUSHING WILL INSTALL TO OUTBOARD SIDE OF OUTBOARD AILERON HINGE ARM AND TO INBOARD SIDE OF INBOARD AILERON HINGE ARM.

TYPICAL ALL AILERON & FLAP HINGE ARMS (EXCEPT ROOT)

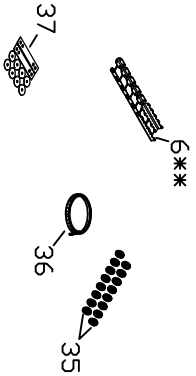


* USE AS NECESSARY TO FILL GAP
** BUILDER MODIFIES

LEFT-HAND WING SHOWN

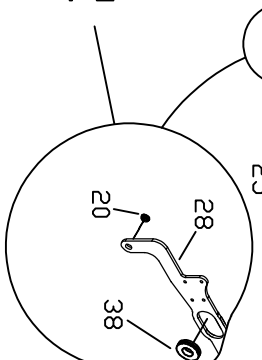


FLANGE BUSHINGS WILL INSTALL TO OUTBOARD SIDE OF ALL FLAP HINGE ARMS.

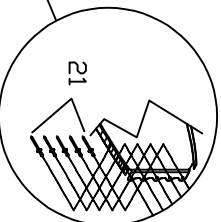


RRRINDERS S-21 OUTBOUND 141 WING - FRAME ASSEMBLY

FLAP HINGE ARM - ROOT



TYPICAL RIBS #2 THRU #6 AND #8 THRU #11



RANS S-21 OUTBOUND

141 WING - FRAME ASSEMBLY

PAGE 006B-02

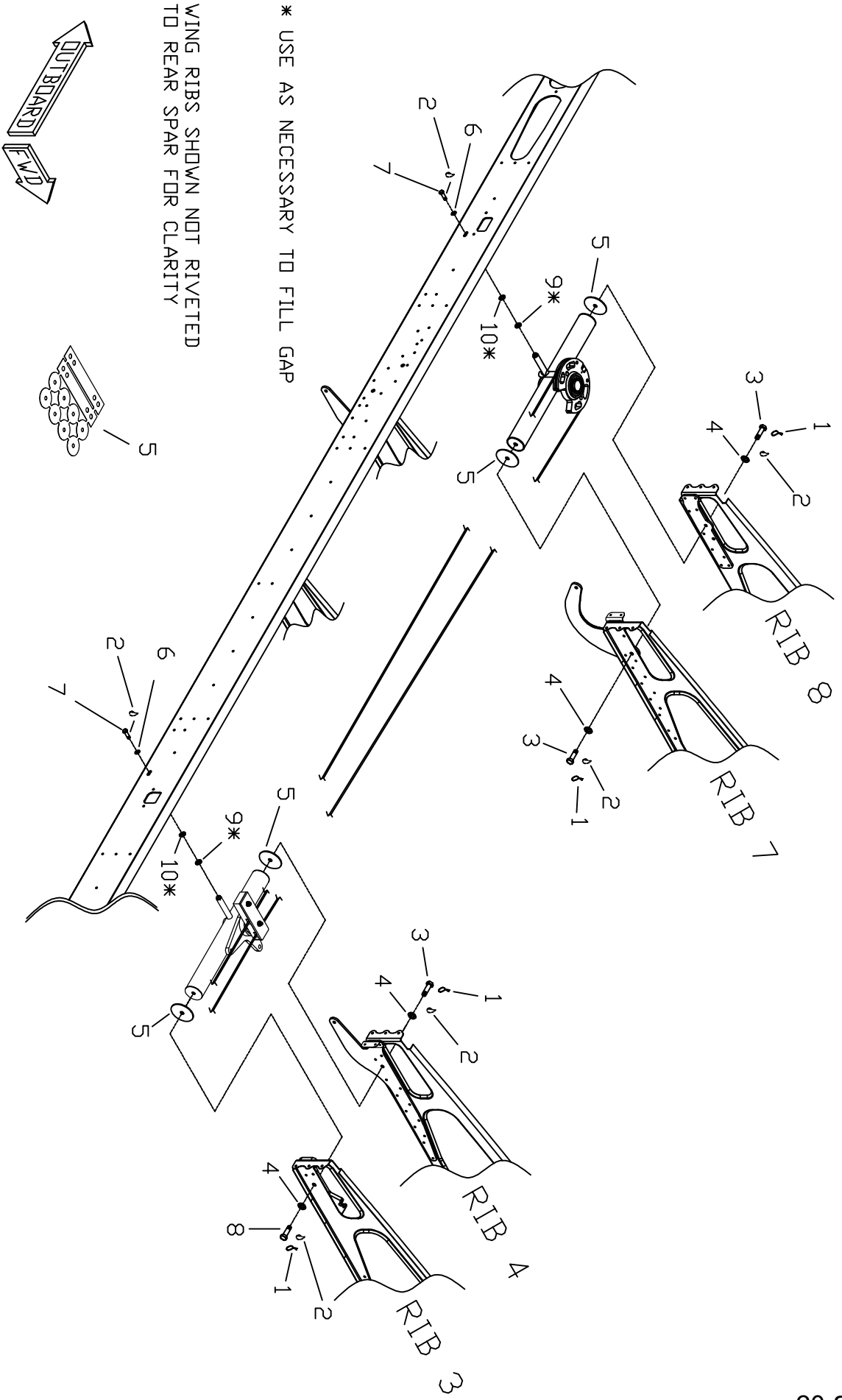
#	DESCRIPTION	PART NUMBER	QUANTITY
1.	Wing Tip Rib - LH	KPWI0736-L	1
1.	Wing Tip Rib - RH	KPWI0736-R	1
2.	Inner Wing Rib - LH	KPWI0733-L	8
3.	Inner Wing Rib - RH	KPWI0733-R	8
4.	Outside Root Rib - LH	KPWI0735-L	1
4.	Outside Root Rib - RH	KPWI0735-R	1
5.	Inside Root Rib - LH	KPWI0734-L	1
5.	Inside Root Rib - RH	KPWI0734-R	1
6.	Attach Angle - Part Assembly *	KAWI0037	1
7.	Root Rib FWD Attach Angle **	KPWI0670	0
8.	Rib AFT Attach Angle **	KPWI0669	0
9.	Wing Truss	KPWI0664	2
10.	Lexan Shim Sheet - Truss ***	KPWI0645	0
11.	5/16" Bolt	AN5-16A	8
12.	5/16" Thick Washer	AN960-516	16
13.	5/16" Tensile Nut	AN365-524A	8
14.	1/4" Bolt	AN4-16A	4
15.	1/4" Thick Washer	AN960-416	8
16.	1/4" Thin Washer	AN960-416L	16
17.	1/4" Tensile Nut	AN365-428A	4
18.	Wing Tie Down Angle - LH	KPWI0677-L	1
18.	Wing Tie Down Angle - RH	KPWI0677-R	1
19.	1/8" Stainless Steel Rivet - Cherry Q	CCPQ-46	16
20.	Bronze Flange Bushing	KSAC0019-3	12
21.	1/8" Stainless Steel Rivet - Cherry Q	CCPQ-42	180
22.	Aileron Hinge Arm	KPWI0654	4
23.	Aileron Bellcrank Outer Rib Support	KPWI0653	2
24.	Flap Hinge Arm	KPWI0655	6
25.	1/8" Aluminum Rivet - Cherry Q	AAPQ-43	168
26.	1/8" Aluminum Rivet - Cherry Q	AAPQ-45	14
27.	1/8" Aluminum Rivet - Cherry Q	AAPQ-44	20
28.	Flap Hinge Arm - Root	KPWI0683	2
29.	3/16" Stainless Steel Rivet - Cherry Q	CCPQ-66	4
30.	Flap Teleflex and Bellcrank Mount	KPWI0652	2
31.	1/8" Stainless Steel Rivet - Cherry Q	CCPQ-43	4
32.	3/16" Bolt	AN3-5A	2
33.	3/16" Thin Washer	AN960-10L	2
34.	3/16" Shear Nut	AN364-1032A	2
35.	3/4" Rubber Grommet	MS35489-11	16
36.	Serrated Grommet Strip	KSAC0023	4 ft.
37.	Lexan Wing Parts Sheet	KAWI0041	1
38.	Grommet	KSAC0076	2

* Builder Modifies

**Part of KAWI0037

*** Part of KAWI0041

9/11/2018



LEFT-HAND WING SHOWN

RRRND S-21 OUTBOUND
141 WING - BELLCRANK INSTALLATION

MDS649
 REV. - ORIG

RANS S-21 OUTBOUND
141 WING - BELLCRANK INSTALLATION

PAGE

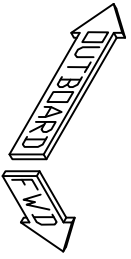
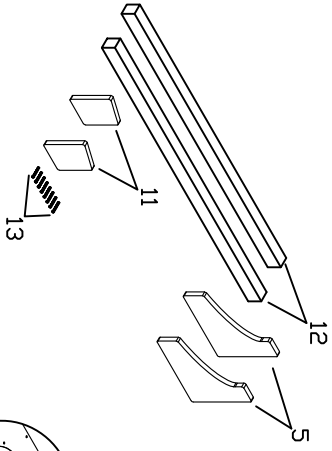
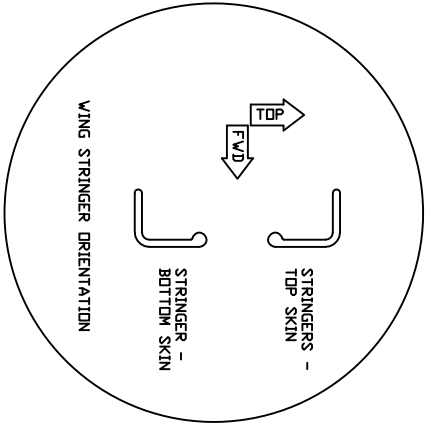
006B-04

#	DESCRIPTION	PART NUMBER	QUANTITY
1.	Safety Wire *	----	0
2.	Loctite Blue *	----	0
3.	1/4" Bolt - Drilled Head	AN4H-5A	6
4.	1/4" Thick Washer	AN960-416	8
5.	Lexan Shim Sheet - Bellcrank Mount **	KPWI0684	0
6.	3/16" Star Lock Washer	MS35333-39	4
7.	3/16" Bolt	AN3-3A	4
8.	1/4" Bolt - Drilled Head	AN4H-6A	2
9.	3/16" Thick Washer	AN960-10	4
10.	3/16" Thin Washer	AN960-10L	4

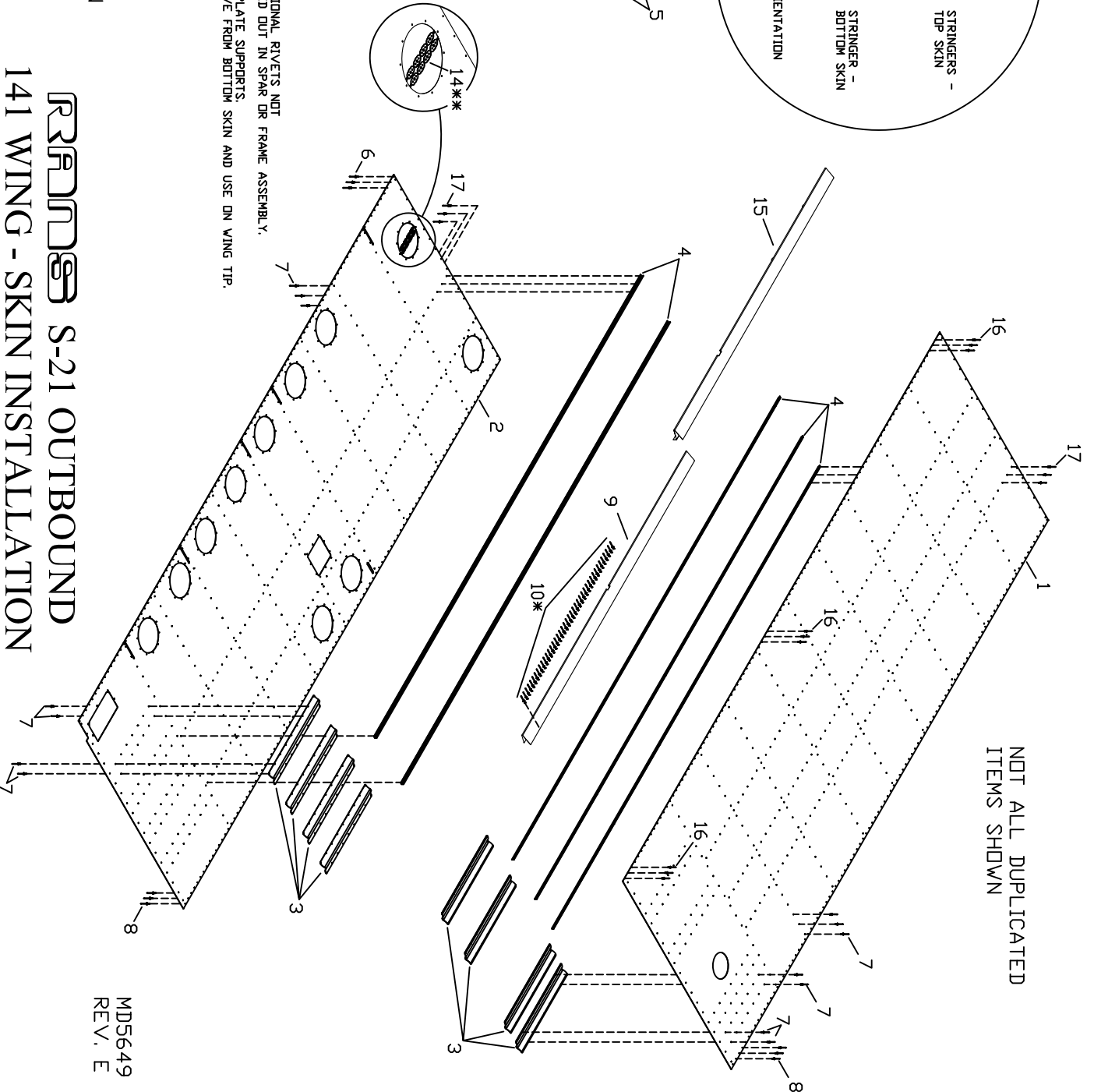
* Builder Supplied

** Part of KAWI0041

9/11/2018
REV. - ORIG



* ADDITIONAL RIVETS NOT CALLED OUT IN SPAR OR FRAME ASSEMBLY.
 ** NUT PLATE SUPPORTS. REMOVE FROM BOTTOM SKIN AND USE ON WING TIP.



**RRR S-21 OUTBOUND
 141 WING - SKIN INSTALLATION**

LEFT-HAND WING SHOWN

MD5649
 REV. E

NOT ALL DUPLICATED
 ITEMS SHOWN

RANS S-21 OUTBOUND
141 WING - WING SKIN INSTALLATION

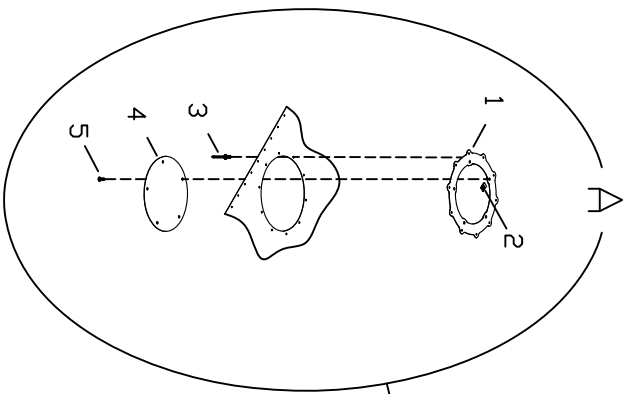
PAGE 006C-02

#	DESCRIPTION	PART NUMBER	QUANTITY
1.	Wing Skin - Top	KPWI0737	2
2.	Wing Skin - Bottom	KPWI0647	2
3.	Tank Support	KPWI0651	16
4.	Tailcone & Wing Stringer	KPFU0743	10
5.	Wing Jig - FWD	KPWI0687-A	2
6.	1/8" Aluminum Rivet - Cherry Q	AAPQ-42	206
7.	1/8" Aluminum Rivet - Cherry Q	AAPQ-41	1068
8.	1/8" Stainless Steel Rivet - Flush (120 Degree)	CCCQ-43	412
9.	Wing Gap Seal - Inboard - LH	KPWI0740-L	1
9.	Wing Gap Seal - Inboard - RH	KPWI0740-R	1
10.	1/8" Stainless Steel Rivet - Cherry Q	CCPQ-42	82
11.	Wing Jig - AFT	KPWI0687-B	2
12.	Wood - 2" x 2" *	----	0
13.	Wood Screws *	----	0
14.	Nut Plate Support **	KPWI0703	0
15.	Wing Gap Seal - Outboard - LH	KPWI0741-L	1
15.	Wing Gap Seal - Outboard - RH	KPWI0741-R	1
16.	1/8" Aluminum Rivet - Cherry Q	AAPQ-43	206
17.	1/8" Aluminum Rivet - Avex	1691-0410	590

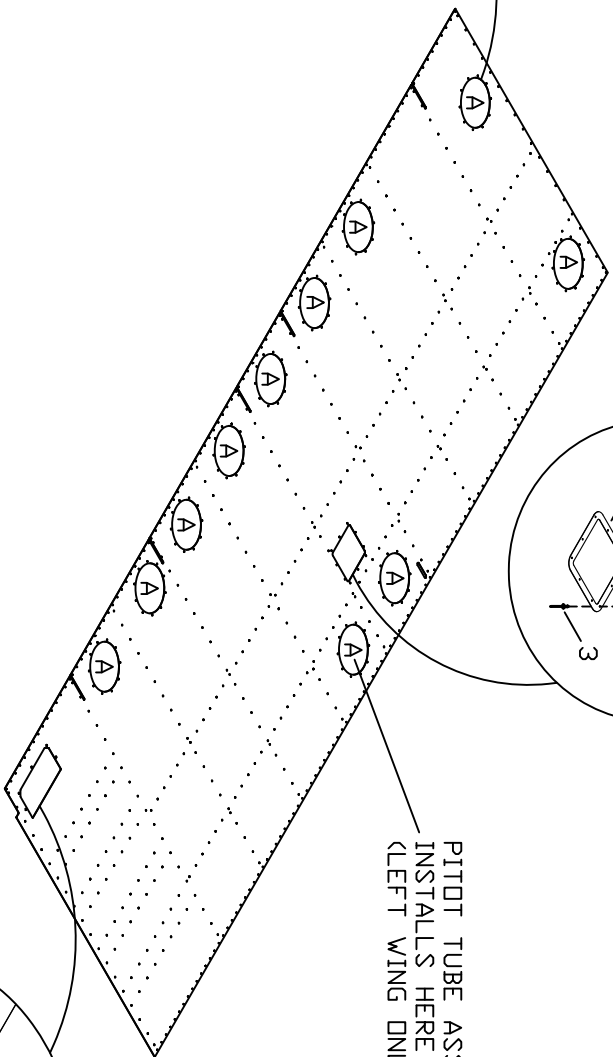
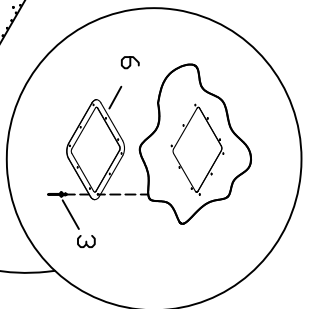
* Builder Supplied

**Part of KPWI0647. Used on Wing Tips

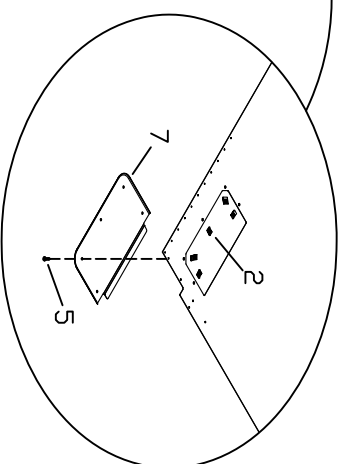
9/11/2018



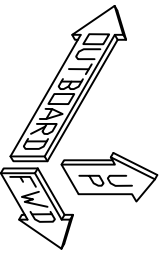
LIFT STRUT EXIT DOUBLER INSTALLATION



FUEL WITHDRAWAL ACCESS PLATE INSTALLATION



3" INSPECTION PANEL ASSEMBLY



LEFT-HAND WING SHOWN

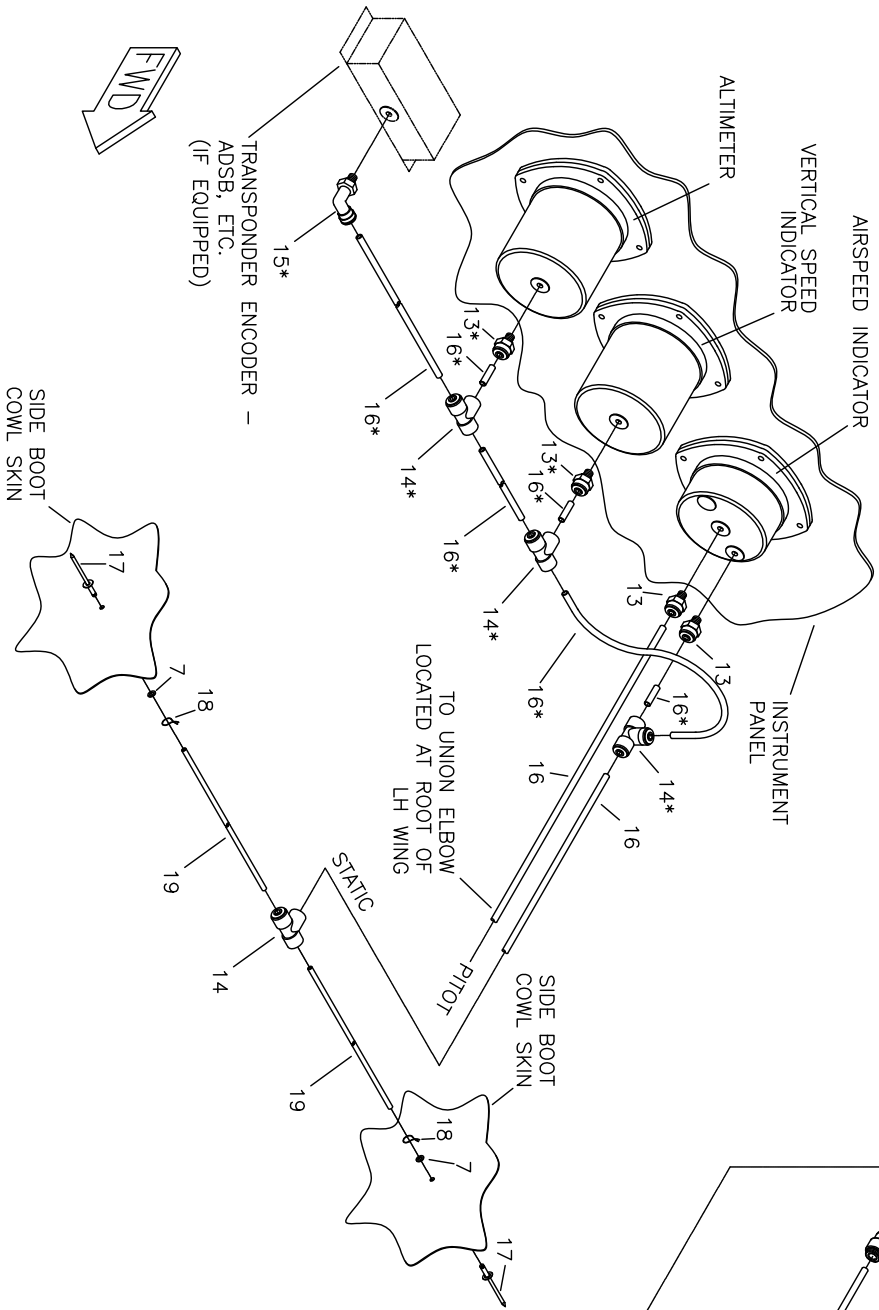
**REWORK S-21 OUTBOUND
141 WING - BOTTOM SKIN
INSPECTION PANEL INSTALLATION**

MD5649
REV. B

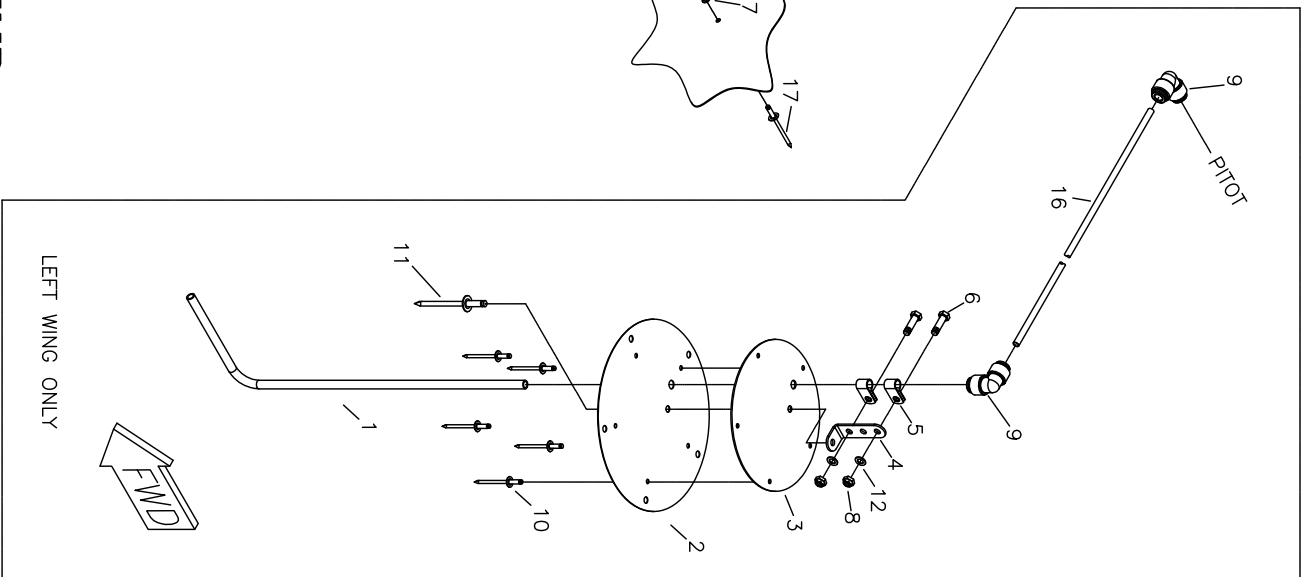
141 WING - BOTTOM SKIN - INSPECTION PANEL INSTALLATION

#	DESCRIPTION	PART NUMBER	QUANTITY
1.	5" Inspection Cover Tab Ring	KPWI0656	22
2.	Tinnerman	A1789-8Z-1	120
3.	1/8" Aluminum Rivet - Cherry Q	AAPQ-41	240
4.	5" Inspection Cover	KPWI0659	22
5.	#8 Pan Head Screw	8X1/2 PHS	120
6.	Lift Strut Exit Doubler	KPWI0662	2
7.	Fuel Withdrawal Access Plate	KPWI0674	2

TYPICAL ANALOG INSTRUMENT
INSTALLATION SHOWN



* THESE ITEMS BUILDER SUPPLIED, AS NEEDED FOR ADDITIONAL INSTRUMENTS.



RRAND S-21 OUTBOUND
141 WING - OPTIONS - PITOT/STATIC SYSTEM

MD4200
REV. - ORIG

RANS S-21 OUTBOUND

PAGE

006C-06

141 WING - OPTIONS - PITOT/STATIC SYSTEM

KAPT0003

#	DESCRIPTION	PART NUMBER	QUANTITY
1.	Pitot Tube	KPPT0014	1
2.	5" Inspection Cover * **	KPWI0659	0
3.	Pitot Doubler Plate	KPPT0015	1
4.	Angle Bracket	KPAC0004	1
5.	1/4" Conduit Clamp	S1-CC	2
6.	3/16" Bolt	AN3-4A	2
7.	1/8" Small Brass Washer	AN960-B4	2
8.	3/16" Shear Nut	AN364-1032A	2
9.	Union Elbow	KSPT0005	2
10.	1/8" Aluminum Rivet - Cherry Q	AAPQ-42	5
11.	3/16" Aluminum Rivet - Cherry Q	AAPQ-62	1
12.	3/16" Thin Washer	AN960-10L	2
13.	Male Connector ***	KSPT0002	2
14.	Union Tee ***	KSPT0003	1
15.	90 Degree Elbow ***	KSPT0006	2
16.	Pitot/Static Tubing ***	KSPT0004	22 ft
17.	1/8" Stainless Steel Rivet - Cherry Q	CCPQ-46	2
18.	Safety Wire ****	----	0
19.	1/8" Primer Line	PRIMER LINE	4 ft

* Refer to 141 Wing - Bottom Skin Inspection Panel Installation

** Builder Modifies

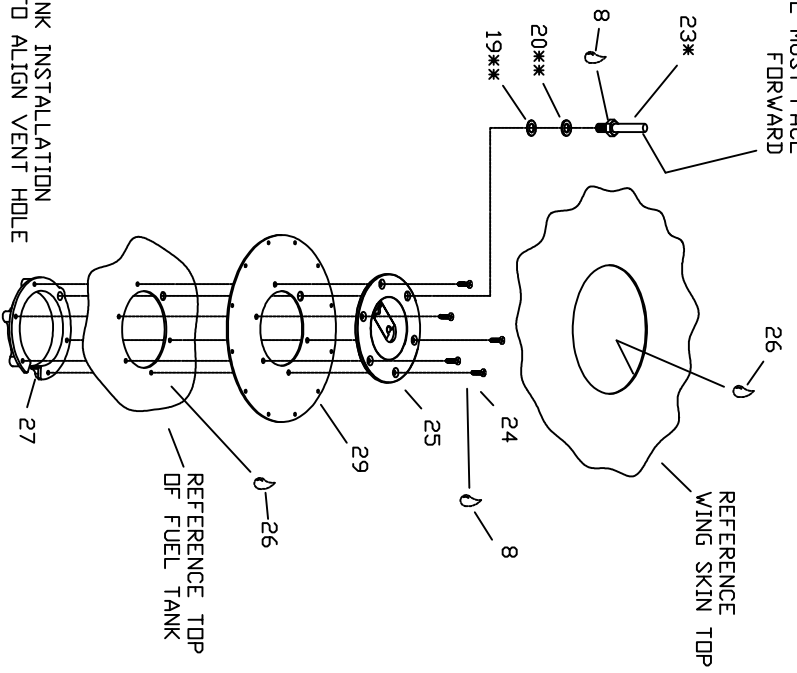
*** May be purchased separately, call RANS Parts Dept. for pricing

**** Builder Supplied

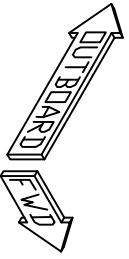
9/11/2018

REV. - ORIG

VENT HOLE MUST FACE FORWARD

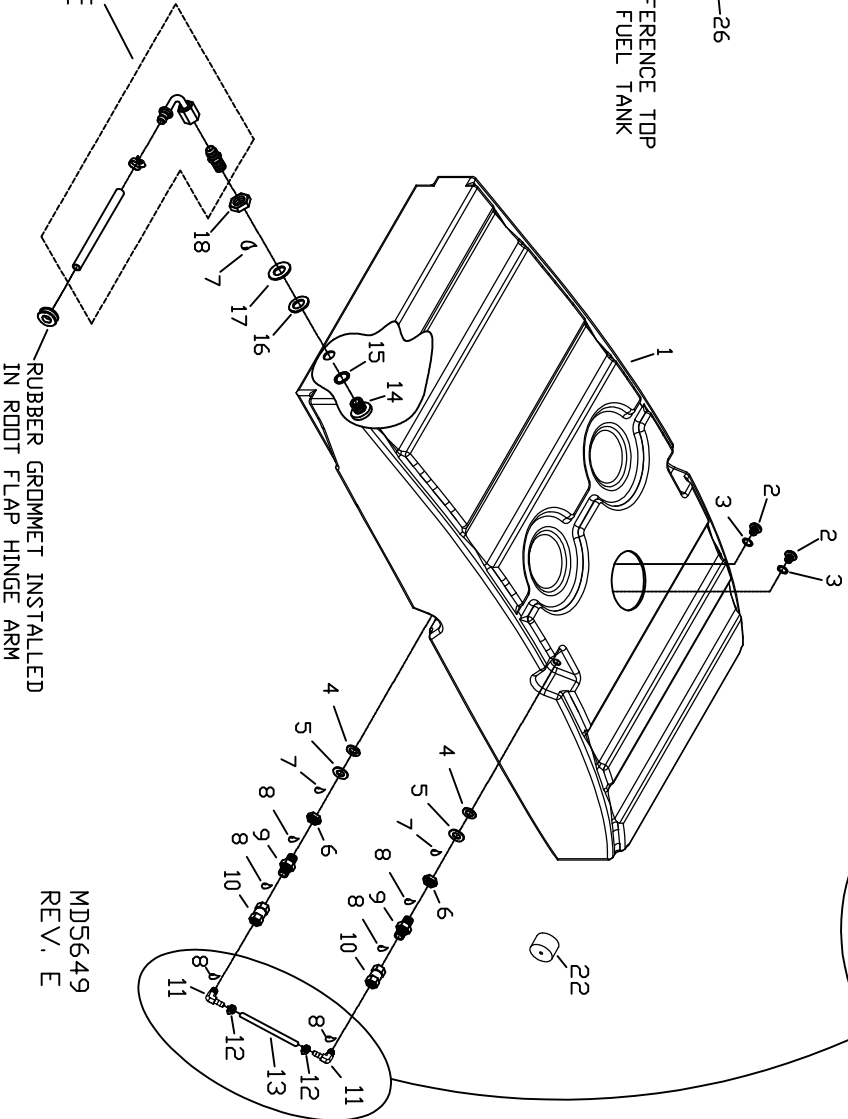


* INSTALL AFTER TANK INSTALLATION
** USE AS NEEDED TO ALIGN VENT HOLE



LEFT-HAND TANK SHOWN

REFER TO ENGINE INSTALL FOR FUEL FITTING HARDWARE



RUBBER GROMMET INSTALLED IN ROOT FLAP HINGE ARM

MD5649
REV. E

RRRINDERS S-21 OUTBOUND 141 WING - FUEL TANK ASSEMBLY

RANS S-21 OUTBOUND

141 WING - FUEL TANK ASSEMBLY

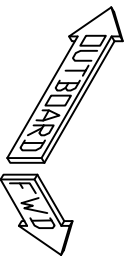
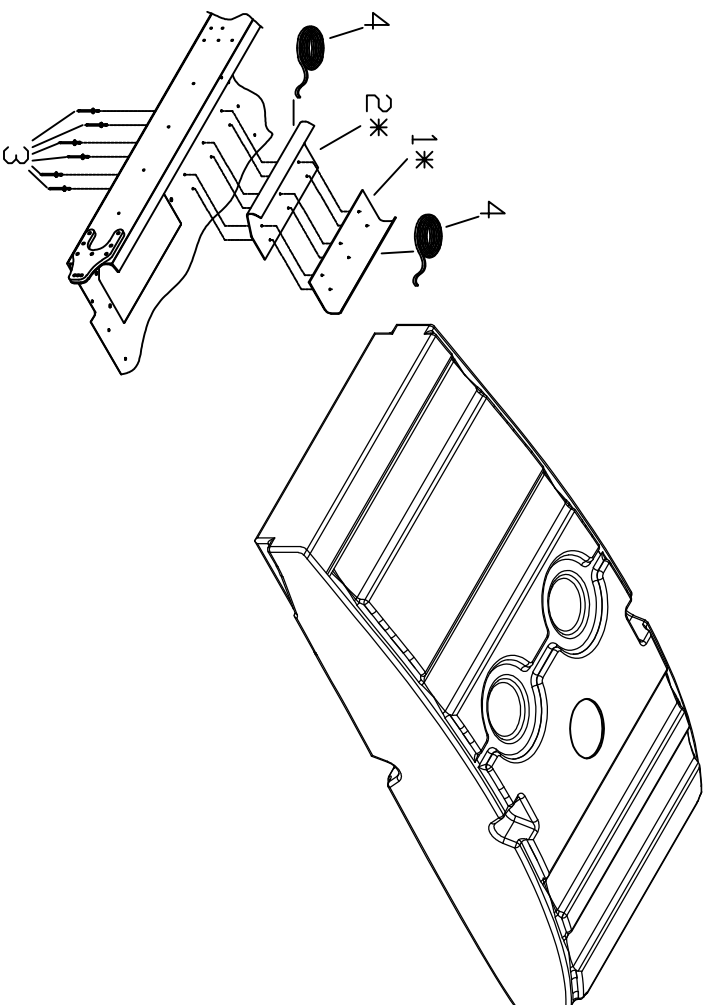
PAGE 006D-02

#	DESCRIPTION	PART NUMBER	QUANTITY
1.	Fuel Tank	KPFS0112	2
2.	1/2" Tank Withdrawal Fitting - LH Thread	KPFS0117	4
3.	O-Ring	KSFS0009	4
4.	Rubber Washer	KSFS0010	4
5.	1/2" Thick Washer	AN960-816	4
6.	Nut - 1/2" Bulkhead - LH Thread	KPFS0118	4
7.	Loctite Blue *	----	0
8.	Thread Sealant * (DOW 730, Pro Seal or Permatex PTFE Fuel Compatible)	----	0
9.	1/8" NPT Nipple	KSAC0032	4
10.	1/8" Coupler	AN910-1D	4
11.	90-Degree Withdrawal Fitting	8342	4
12.	Hose Clamp	5-6202	4
13.	Clear Fuel Line - 1/4"	KSFS0008	18 in.
14.	3/4" Bulkhead Fitting	KSFS0037	2
15.	O-Ring - 3/4" Bulkhead	KSFS0039	2
16.	Rubber Washer	KSFS0016	2
17.	3/4" Thick Washer	AN960-1216	2
18.	Nut - 3/4" Bulkhead - LH Thread	KSFS0038	2
19.	3/8" Thin Washer	AN960-616L	2
20.	3/8" Thick Washer	AN960-616L	2
21.	Fuel Sight Guage Decal - LH	KPPL0024-L	1
21.	Fuel Sight Guage Decal - RH	KPPL0024-R	1
22.	1" Dia. Wood Dowel *	----	0
23.	Fuel Vent	KPFS0101	2
24.	3/16" Countersunk Machine Screw (100 Degree)	MS24694-S53	10
25.	Fuel Cap Assembly - Flush	KSFS0035	2
26.	Pro - Seal *	----	0
27.	Retainer Ring	KPWI0712	2
28.	Rubber Grommet	MS35489-17	4
29.	Fuel Scupper	KPWI0615	2

* Builder Supplied

9/11/2018
Rev. A

* INSTALL AFTER TANK INSTALLATION



LEFT-HAND TANK SHOWN

RETENTION S-21 OUTBOUND

141 WING - FUEL TANK RETENTION BRACKET ASSEMBLY

MD5649

RANS S-21 OUTBOUND

141 WING - FUEL TANK RETENTION BRACKET ASSEMBLY

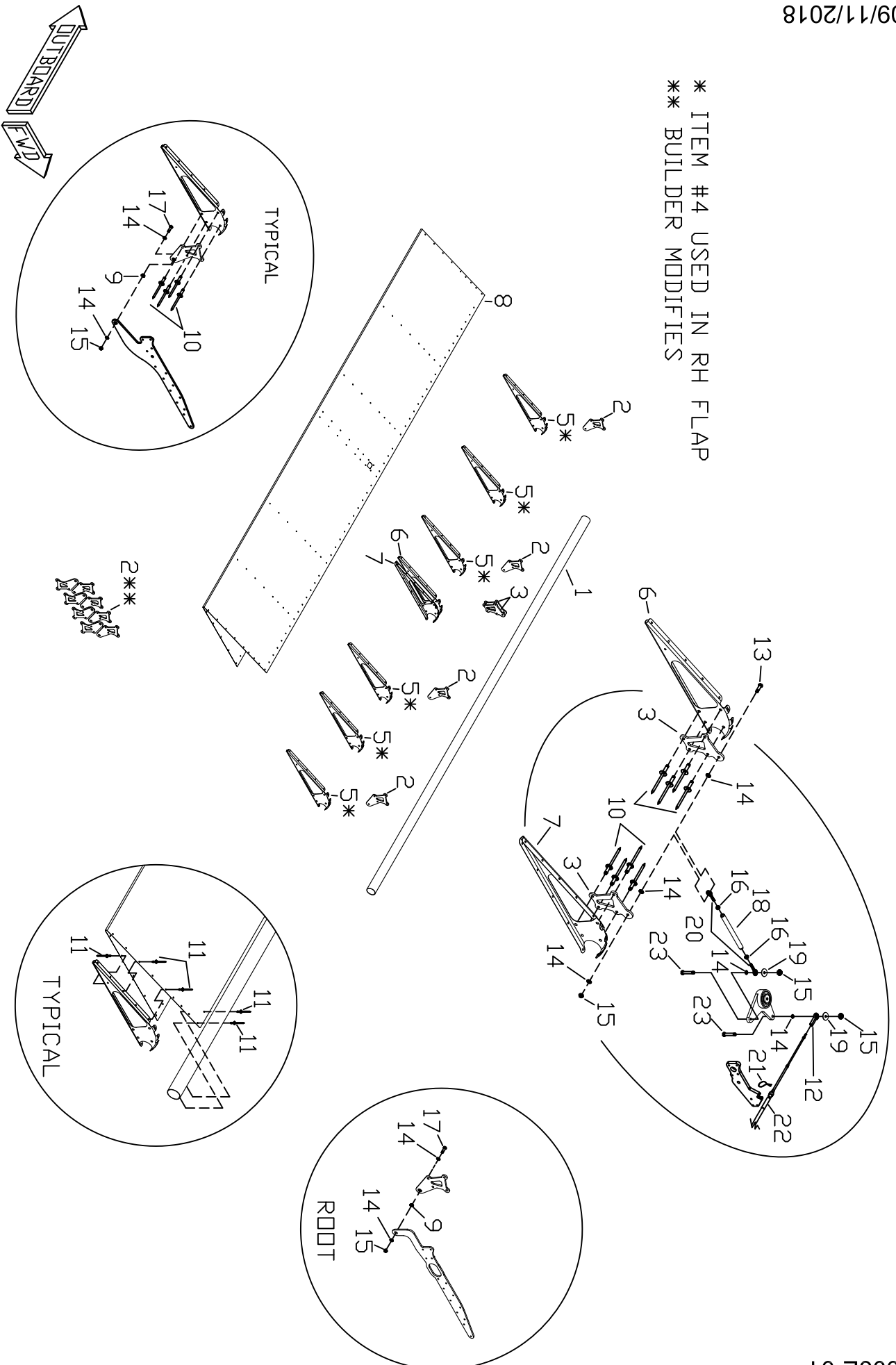
PAGE 006D-04

#	DESCRIPTION	PART NUMBER	QUANTITY
1.	Forward Tank Retention Bracket	KPFS0122	2
2.	Aft Tank Retention Bracket	KPFS0121	2
3.	1/8" Aluminum Rivet - Cherry Q	AAPQ-42	12
4.	Anti Chafe Tape *	----	0

*Builder Supplied

9/11/2018
REV. A

* ITEM #4 USED IN RH FLAP
** BUILDER MODIFIES



LEFT-HAND FLAP SHOWN

141 WING - FLAP ASSEMBLY

MDS5649
REV. A

RANS S-21 OUTBOUND

PAGE

006E-02

141 WING - FLAP ASSEMBLY AND INSTALLATION

#	DESCRIPTION	PART NUMBER	QUANTITY
1.	Flap Spar	KPFL0167	2
2.	Flap Hinge - Part Assembly * **	KAFLO019	1
3.	Flap Push-Pull Tube Attach	KPFL0165	4
4.	Aileron / Flap Rib - RH	KPAL0146-R	6
5.	Aileron / Flap Rib - LH	KPAL0146-L	6
6.	Aileron / Flap Action Rib - LH	KPAL0147-L	2
7.	Aileron / Flap Action Rib - RH	KPAL0147-R	2
8.	Flap Skin - LH	KPFL0168-L	1
8.	Flap Skin - RH	KPFL0168-R	1
9.	Bronze Flange Bushing	KSAC0019-3	8
10.	3/16" Aluminum Rivet - Cherry Q	AAPQ-64	48
11.	1/8" Aluminum Rivet - Cherry Q	AAPQ-41	420
12.	Female Rod End	NF-3	2
13.	3/16" Bolt	AN3-10A	2
14.	3/16" Thin Washer	AN960-10L	26
15.	3/16" Shear Nut	AN364-1032A	16
16.	3/16" Plain Nut	AN345-10	4
17.	3/16" Bolt	AN3-6A	8
18.	Flap Push-Pull Tube	KPFL0172	2
19.	#10 Stainless Steel Washer	BSHW0022	4
20.	3/16" Male Rod End	CM-3	4
21.	Safety Wire ***	----	0
22.	12' Teleflex Cable	TELEFLEX-12	2
23.	3/16" Bolt	AN3-7A	4

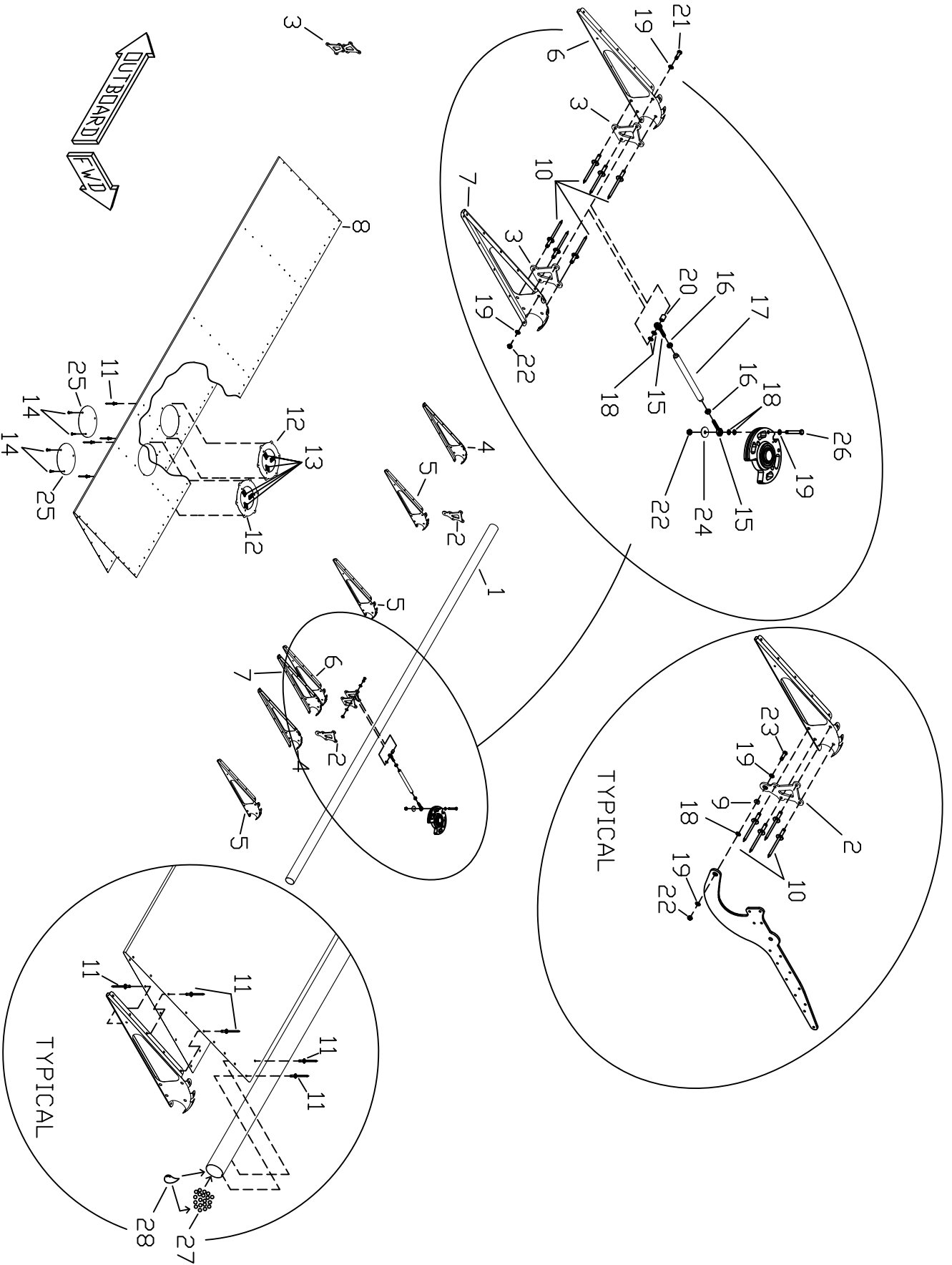
* Builder Modifies

** Individual parts may be purchased as KPFL0166

*** Builder Supplied

9/11/2018

REV. A



LEFT-HANDAILERON SHOWN

RRRINDERS S-21 OUTBOUND
 141 WING -AILERON ASSEMBLY

MD5649
REV. B

RANS S-21 OUTBOUND

PAGE

006F-02

141 WING - AILERON ASSEMBLY AND INSTALLATION

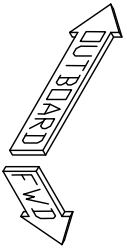
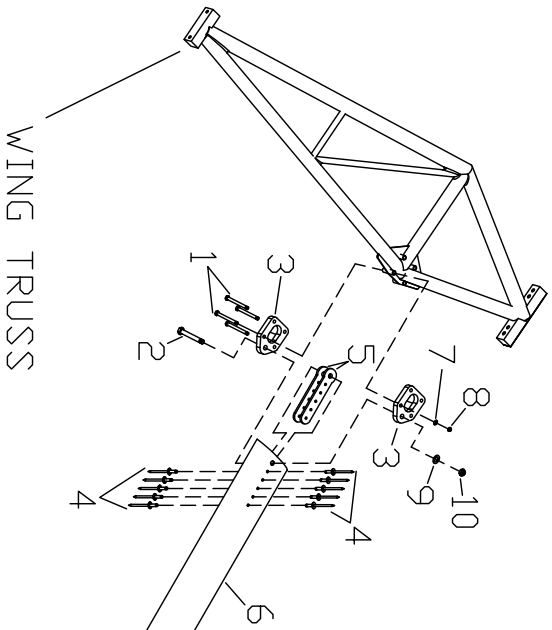
#	DESCRIPTION	PART NUMBER	QUANTITY
1.	Aileron Spar	KPAL0140	2
2.	Aileron Hinge	KPAL0144	4
3.	Aileron Push-Pull Attach	KPAL0143	4
4.	Aileron / Flap Rib - RH	KPAL0146-R	5
5.	Aileron / Flap Rib - LH	KPAL0146-L	5
6.	Aileron / Flap Action Rib - LH	KPAL0147-L	2
7.	Aileron / Flap Action Rib - RH	KPAL0147-R	2
8.	Aileron Skin - LH	KPAL0145-L	1
8.	Aileron Skin - RH	KPAL0145-R	1
9.	Bronze Flange Bushing	KSAC0019-3	4
10.	3/16" Aluminum Rivet - Cherry Q	AAPQ-64	28
11.	1/8" Aluminum Rivet - Cherry Q	AAPQ-41	402
12.	3" Inspection Cover Tab Ring	KPWI0680	4
13.	Tinnerman	A1789-8Z-1	12
14.	#8 Pan Head Screw	8X1/2 PHS	12
15.	3/16" Male Rod End	CM-3	4
16.	3/16" Plain Nut	AN345-10	4
17.	Aileron Push-Pull Tube	KPAL0148	2
18.	3/16" Thick Washer	AN960-10	12
19.	3/16" Thin Washer	AN960-10L	14
20.	Aluminum Bushing - 3/8" x .095" *	KPAC0060	1
21.	3/16" Bolt	AN3-16A	2
22.	3/16" Shear Nut	AN364-1032A	8
23.	3/16" Bolt	AN3-6A	4
24.	#10 Stainless Steel Washer	BSHW0022	2
25.	3" Inspection Cover	KPWI0682	4
26.	3/16" Bolt	AN3-11A	2
27.	Lead Shot or BB's **	-----	0
28.	Expanding Foam Sealant **	-----	0

* Builder Modifies

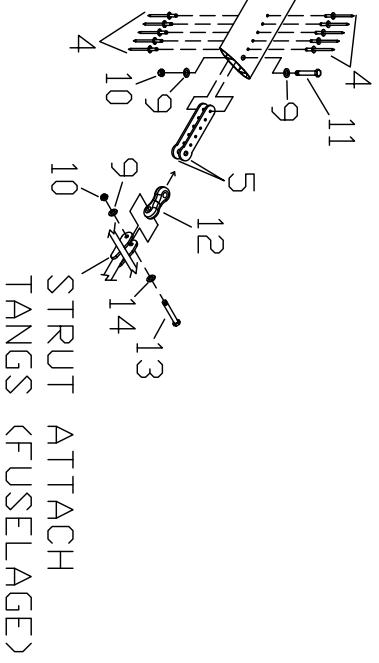
** Builder Supplied

9/11/2018

REV. B



LEFT-HAND SHOWN



RRRND S-21 OUTBOUND
141 WING - LIFT STRUT ASSEMBLY

MD5649
 REV. - A

RANS S-21 OUTBOUND

PAGE


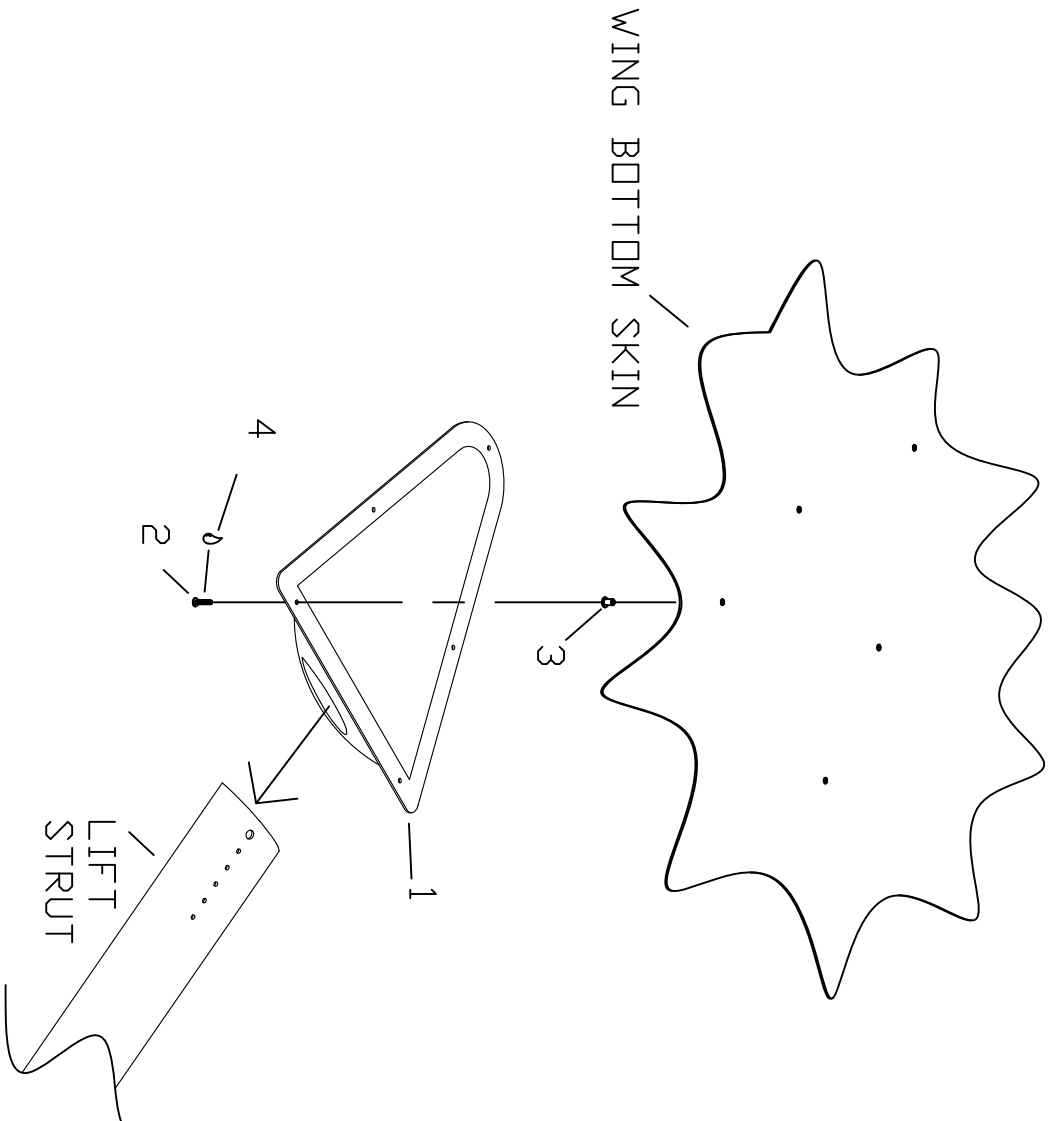
006G-02

141 WING - LIFT STRUT ASSEMBLY & INSTALLATION

#	DESCRIPTION	PART NUMBER	QUANTITY
1.	1/4" Bolt	AN4-27A	8
2.	7/16" Bolt	AN7-30A	2
3.	Strut Truss Fitting	KPLS0055	4
4.	3/16" Stainless Steel Rivet - Cherry Q	CCPQ-66	40
5.	Strut Fitting Doubler	KPLS0053	8
6.	Lift Strut	KPLS0054	2
7.	1/4" Thick Washer	AN960-416	8
8.	1/4" Shear Nut	AN364-428A	8
9.	7/16" Thick Washer	AN960-716	8
10.	7/16" Shear Nut	AN364-720A	6
11.	7/16" Bolt	AN7-20A	2
12.	Lower Strut Fitting	KPLS0056	2
13.	7/16" Bolt	AN7-16A	2
14.	7/16" Thin Washer	AN960-716L	2

9/11/2018

REV. A



LEFT-HAND SHOWN

RRRND S-21 OUTBOUND
141 WING - UPPER LIFT STRUT FAIRING

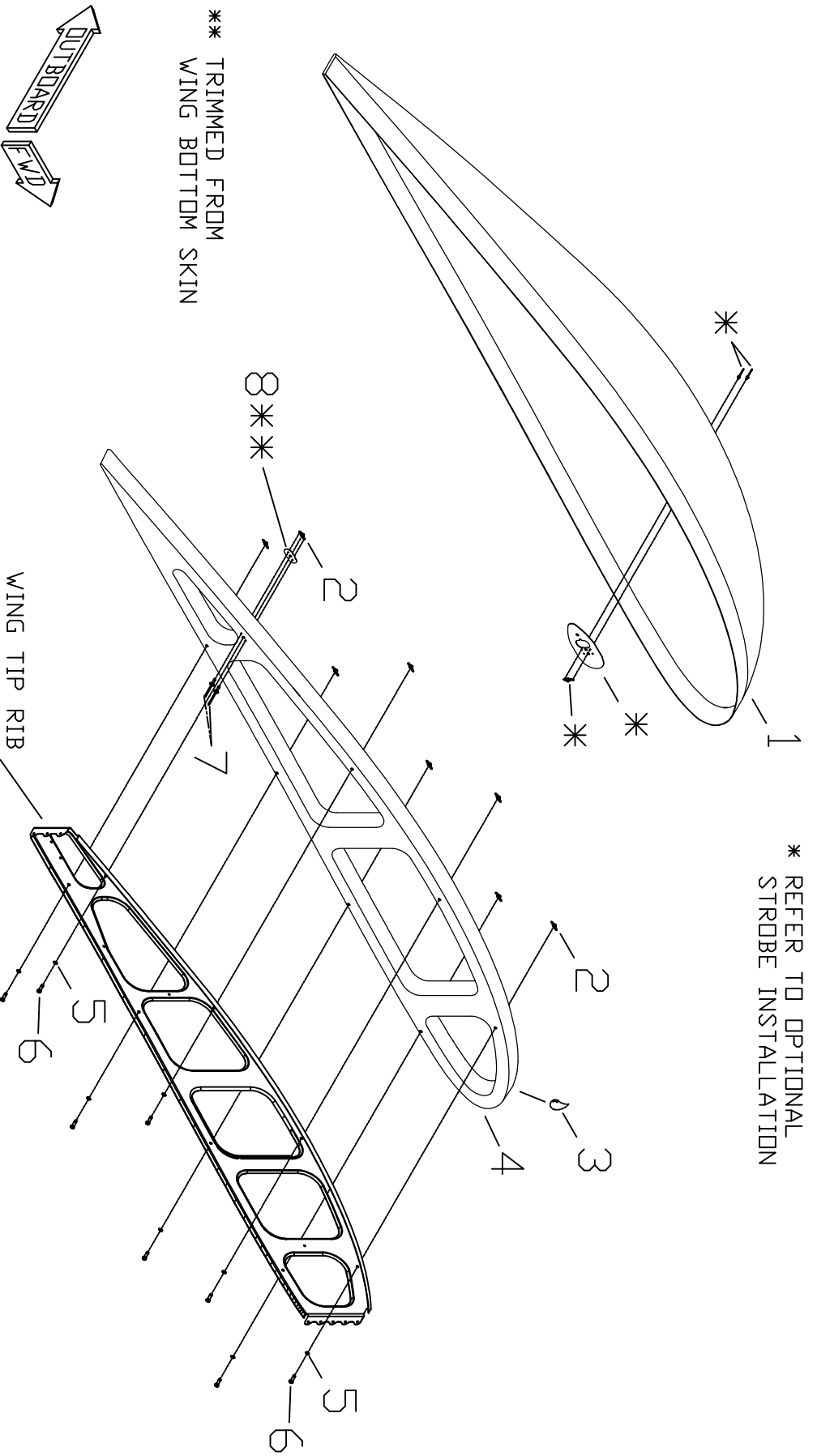
MD5649
 REV. A

RANS S-21 OUTBOUND
141 WING - UPPER LIFT STRUT FAIRING

#	DESCRIPTION	PART NUMBER	QUANTITY
1.	Upper Lift Strut Fairing - RH	KPWI0692-R	1
1.	Upper Lift Strut Fairing - LH	KPWI0692-L	1
2.	3/16" Truss Head Screw	AN526-C1032-R12	10
3.	3/16" Rivet Nut	MS27130-A25K	10
4.	Loctite Blue *	-----	0

* Builder Supplied

* REFER TO OPTIONAL STROBE INSTALLATION



WING TIP RIB REFER TO WING - FRAME ASSEMBLY

LEFT-HAND SHOWN

141 WING - WINGTIP ASSEMBLY

MD5649
REV. - DRIG

RANS S-21 OUTBOUND

PAGE

006H-02

141 WING - WING TIP ASSEMBLY AND INSTALLATION

<u>#</u>	<u>DESCRIPTION</u>	<u>PART NUMBER</u>	<u>QUANTITY</u>
1.	Wing Tip - LH	KPWI0685-L	1
1.	Wing Tip - RH	KPWI0685-R	1
2.	8-32 Nut Plate	MS21047-08	16
3.	PVC Cement *	-----	0
4.	Wing Tip Support Rib - LH	KPWI0686-L	1
4.	Wing Tip Support Rib - RH	KPWI0686-R	1
5.	#8 Washer	AN960-8	16
6.	8-32 Bolt	KSHW0102	16
7.	3/32" Aluminum Rivet	40APR1/8	32
8.	Nut Plate Support **	KPWI0703	0

* Builder Supplied

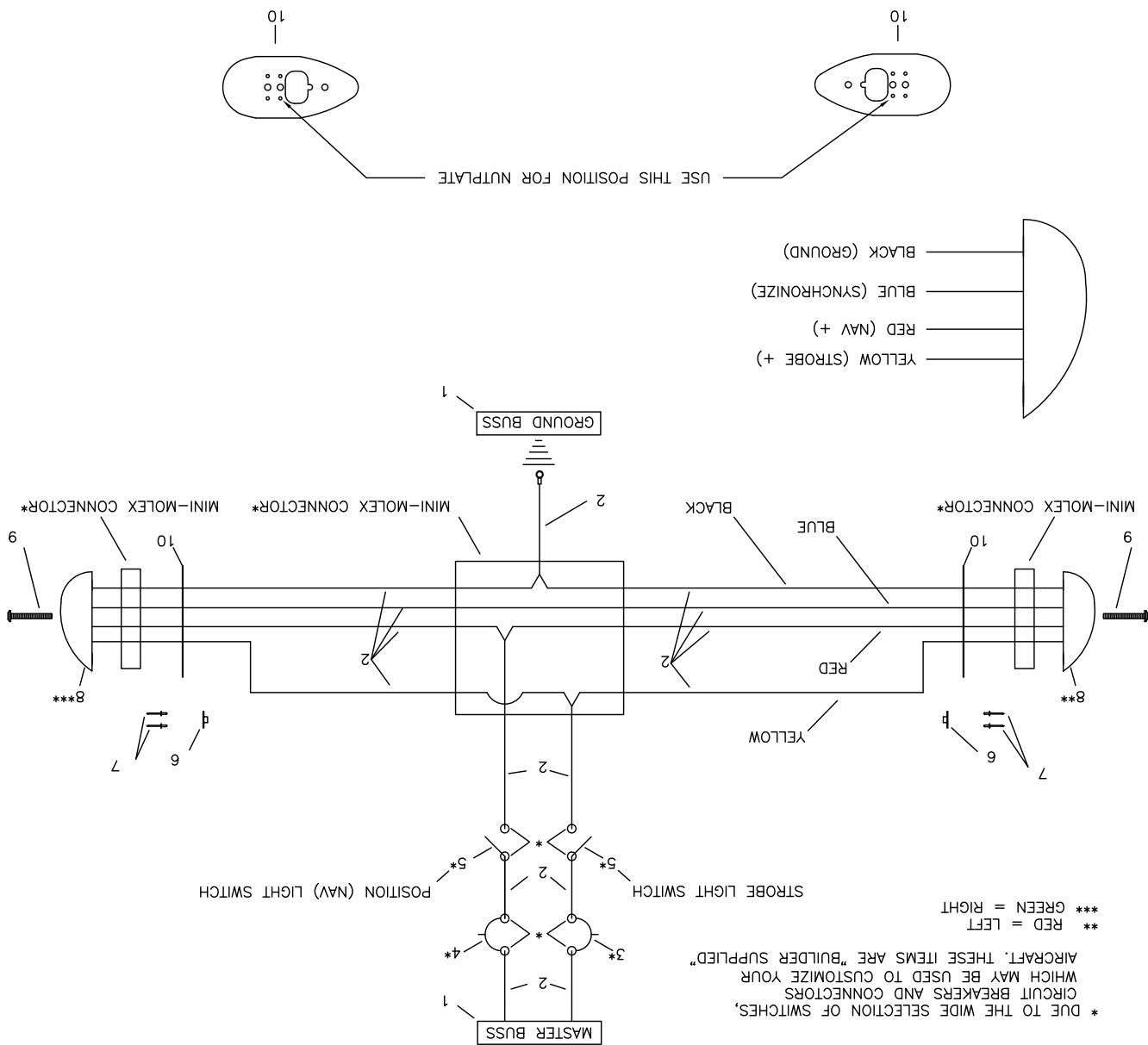
** Trimmed from KPWI0647

9/11/2018
REV. - ORIG

RFPDS S-21 OUTBOUND 141 WING - OPTIONS AVEO STROBE INSTALLATION

MD2668
REV. - ORIG

REFER TO STROBE INSTALLATION MANUAL FOR MORE INFORMATION
& POTENTIAL CHANGES TO INSTALLATION PROCEDURES



RANS S-21 OUTBOUND

PAGE

006H-04

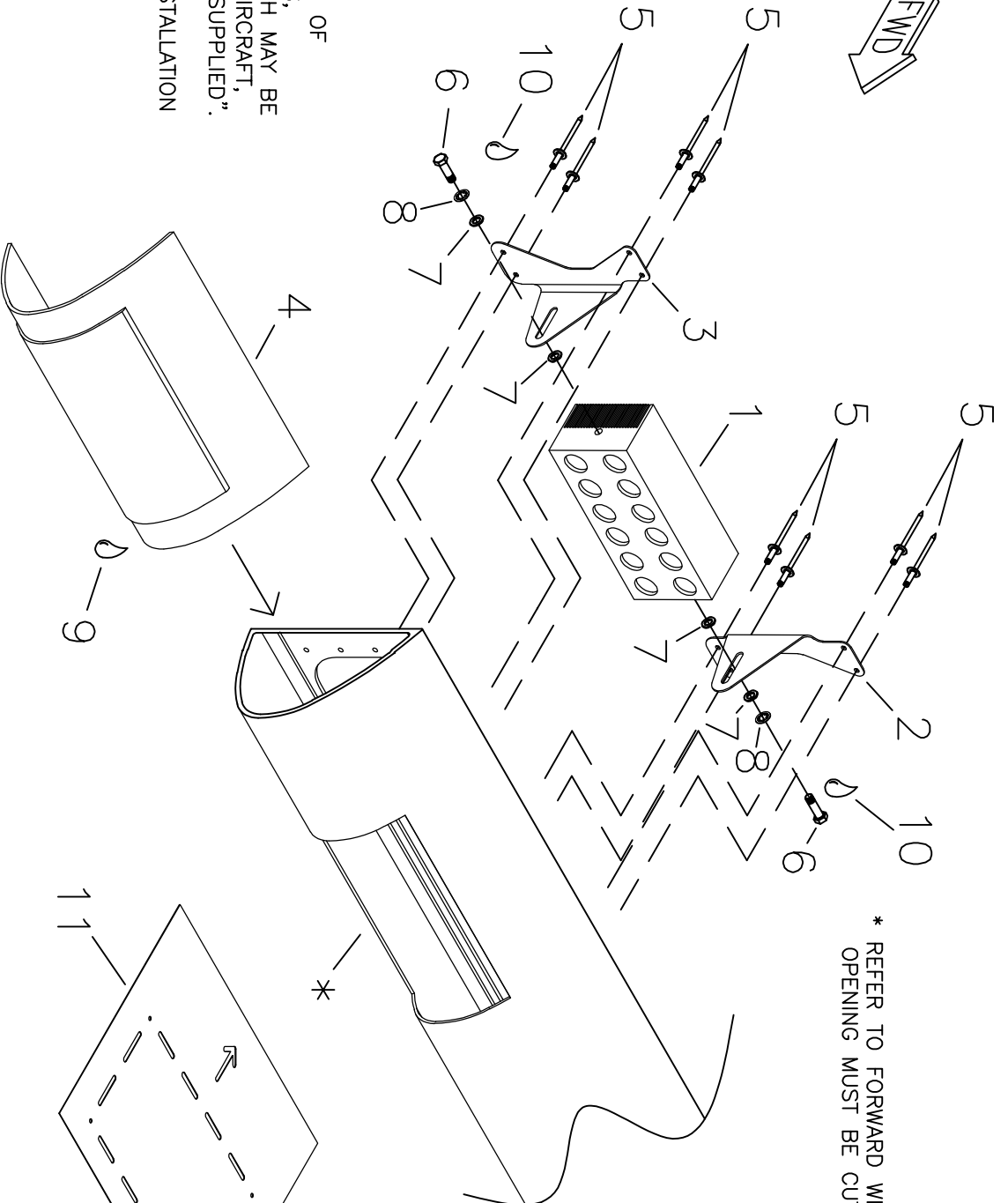
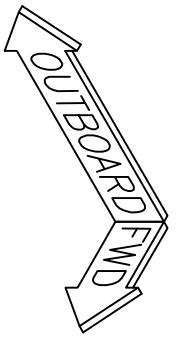
141 WING - OPTIONS - AVEO STROBE INSTALLATION

#	DESCRIPTION	PART NUMBER	QUANTITY
1.	Electrical Buss Bar * **	AMW 636	0
2.	18 Gauge Wire *	-----	0
3.	Circuit Breaker - 5 amp *	-----	0
4.	Circuit Breaker - 5 amp *	-----	0
5.	Switch *	-----	0
6.	3/16" Nut Plate	K-1000-3	2
7.	3/32" Aluminum Rivet	40APR1/4	4
8.	Strobe Light Set - AVEO	KSES0059	1 set
9.	10-32 Socket Head Cap Screw	KSHW0115	2
10.	Strobe Light Mount - AVEO	KPWI0541	2

* Builder Supplied

** May be purchased seperately, call RANS Parts Dept. for pricing

9/11/2018
REV. - ORIG



* REFER TO FORWARD WING SPAR.
OPENING MUST BE CUT BY BUILDER.

DUE TO THE WIDE SELECTION OF SWITCHES, CIRCUIT BREAKERS, CONNECTORS AND WIRE WHICH MAY BE USED TO CUSTOMIZE YOUR AIRCRAFT, THESE ITEMS ARE "BUILDER SUPPLIED". REFER TO LANDING LIGHT INSTALLATION MANUAL FOR WIRING DETAILS.

RIGHT HAND FORWARD WING SPAR SHOWN

141 WING - OPTIONS LANDING LIGHTS INSTALLATION

MD5498
REV. - ORIG

RANS S-21 OUTBOUND

PAGE

006H-06

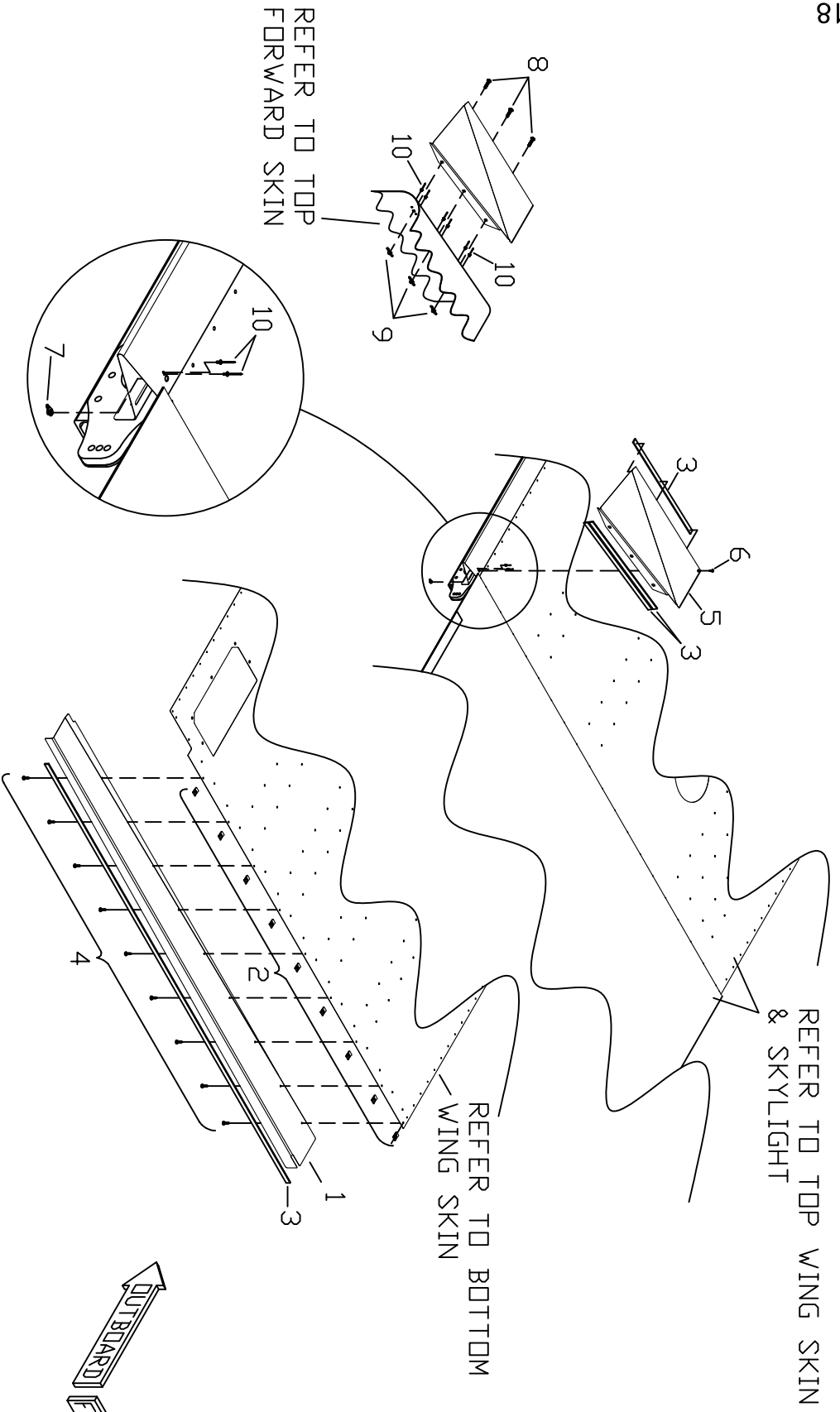
141 WING - OPTIONS - LANDING LIGHTS INSTALLATION

KAAC0109

<u>#</u>	<u>DESCRIPTION</u>	<u>PART NUMBER</u>	<u>QUANTITY</u>
1.	Landing Light	KSES0077	2
2.	Landing Light Mount - LH	KPWI0704-L	2
3.	Landing Light Mount - RH	KPWI0704-R	2
4.	Landing Light Lens	KPWI0705	2
5.	1/8" Aluminum Rivet - Cherry Q	AAPQ-43	16
6.	3/16" Bolt	AN3-3A	4
7.	3/16" Thick Washer	AN960-10	8
8.	3/16" Star Lock Washer	MS35333-39	4
9.	Silicone Seal *	----	0
10.	Loctite Blue *	----	0
11.	Landing Light Cut-Out Template	KPWI0708	1

* Builder Supplied

9/11/2018
REV. - ORIG



LEFT-HAND SHOWN

141 WING - ROOT SEAL INSTALLATION

MD5649
REV. B

RANS S-21 OUTBOUND

PAGE 006I-02

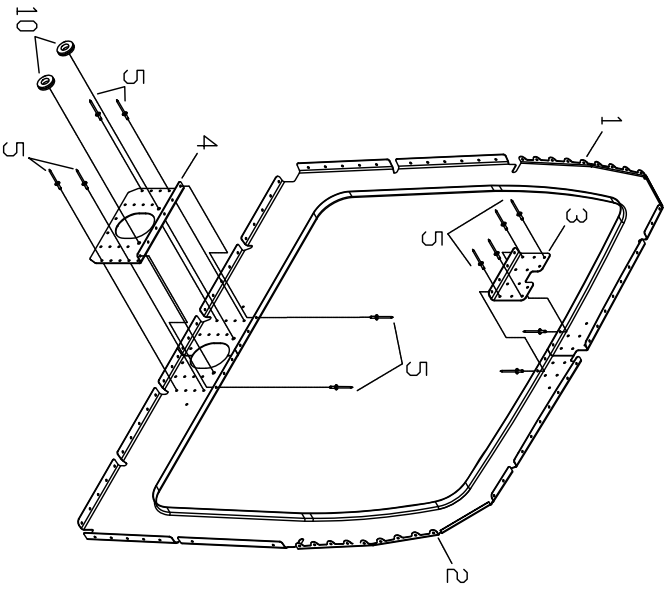
141 WING - ROOT SEAL INSTALLATION

#	DESCRIPTION	PART NUMBER	QUANTITY
1.	Wing Root Bottom Gap Seal - RH	KPW10690-R	1
1.	Wing Root Bottom Gap Seal - LH	KPW10690-L	1
2.	Tinnerman	A1789-8Z-1	18
3.	1/2" Black Foam Tape*	----	0
4.	#8 Pan Head Screw	8 x 1/2 PHS	18
5.	Flap Gap Seal - RH	KPW10691-R	1
5.	Flap Gap Seal - LH	KPW10691-L	1
6.	6-32 Pan Head Machine Screw	MS35206-228	2
7.	6-32 Single Ear Nut Plate	K-2000-06	2
8.	8-32 Machine Screw	AN526-832R6	6
9.	8-32 Nut Plate	MS21047-08	6
10.	3/32" Aluminum Rivet	40APR1/8	16

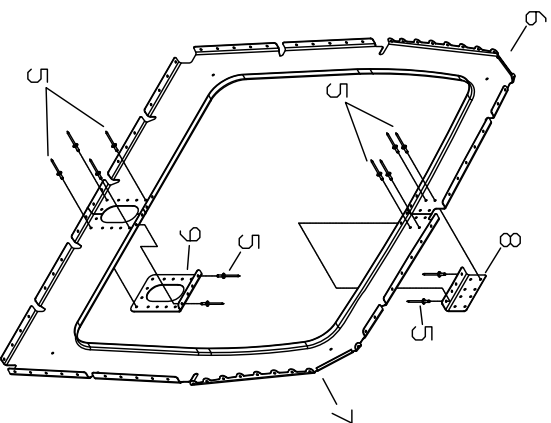
* Builder Supplied

9/11/2018
REV. A

STATION 4



STATION 5



MDS5651
REV. - DRIG

**RRRINDS S-21 OUTBOUND
FUSELAGE - STATION 4 & 5 - BULKHEAD ASSEMBLY**

RANS S-21 OUTBOUND

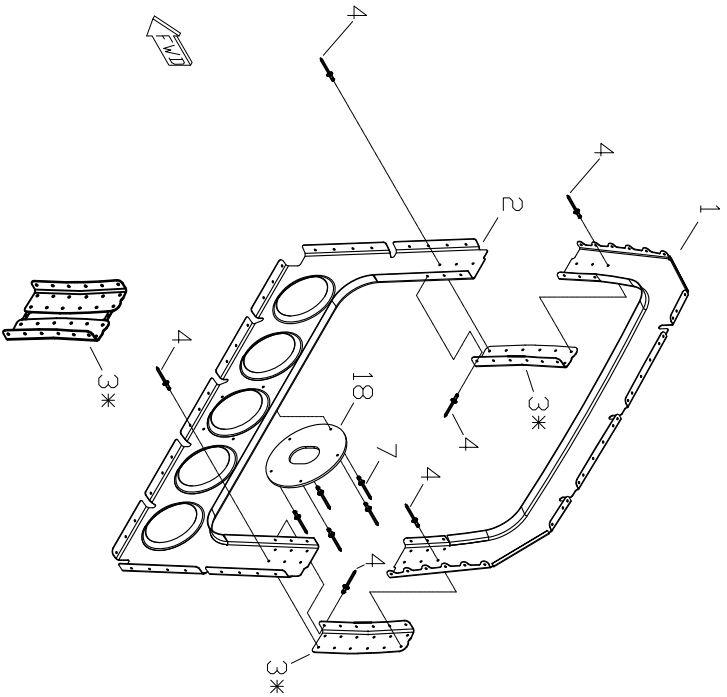
PAGE

007-02

FUSELAGE - STATION 4 & 5 - BULKHEAD ASSEMBLY

#	DESCRIPTION	PART NUMBER	QUANTITY
1.	S-4 Bulkhead - RH	KPFU0707-R	1
2.	S-4 Bulkhead - LH	KPFU0707-L	1
3.	S-4 Top Doubler	KPFU0724	1
4.	S-4 Lower Doubler	KPFU0723	1
5.	1/8" Aluminum Rivet - Cherry Q	AAPQ-42	74
6.	S-5 Bulkhead - RH	KPFU0728-R	1
7.	S-5 Bulkhead - LH	KPFU0728-L	1
8.	S-5 Top Doubler	KPFU0730	1
9.	S-5 Lower Doubler	KPFU0729	1
10.	Rubber Grommet	MS35489-17	2

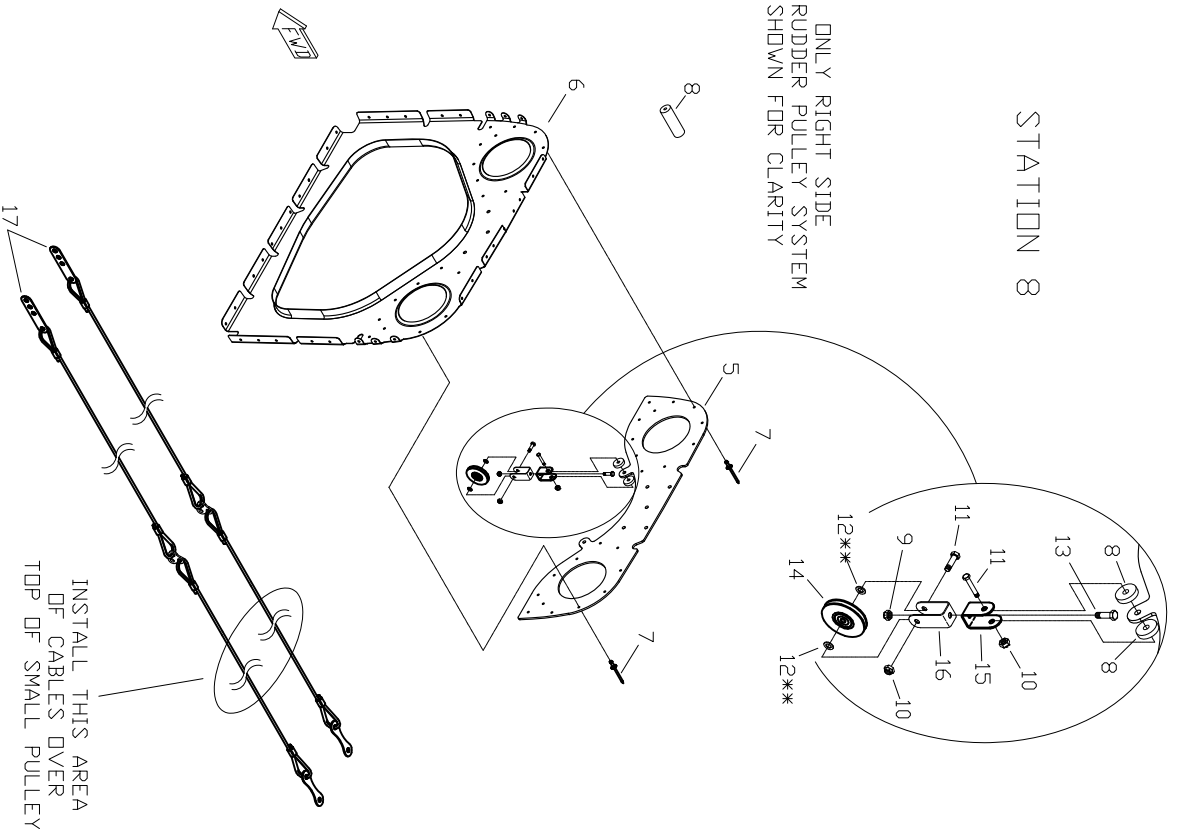
STATION 6



* SEPARATE AND ORIENTATE NOTCH TO TOP
 ** REPLACED BY KPAC0038 ON TAILDRAGGER,
 REFER TO RUDDER SYSTEM INSTALLATION

STATION 8

ONLY RIGHT SIDE
 OF RUDDER PULLEY SYSTEM
 SHOWN FOR CLARITY



RRRND S-21 OUTBOUND
 FUSELAGE - STATION 6 & 8 - BULKHEAD ASSEMBLY

MD5651
 REV. - ORIG

RANS S-21 OUTBOUND

PAGE

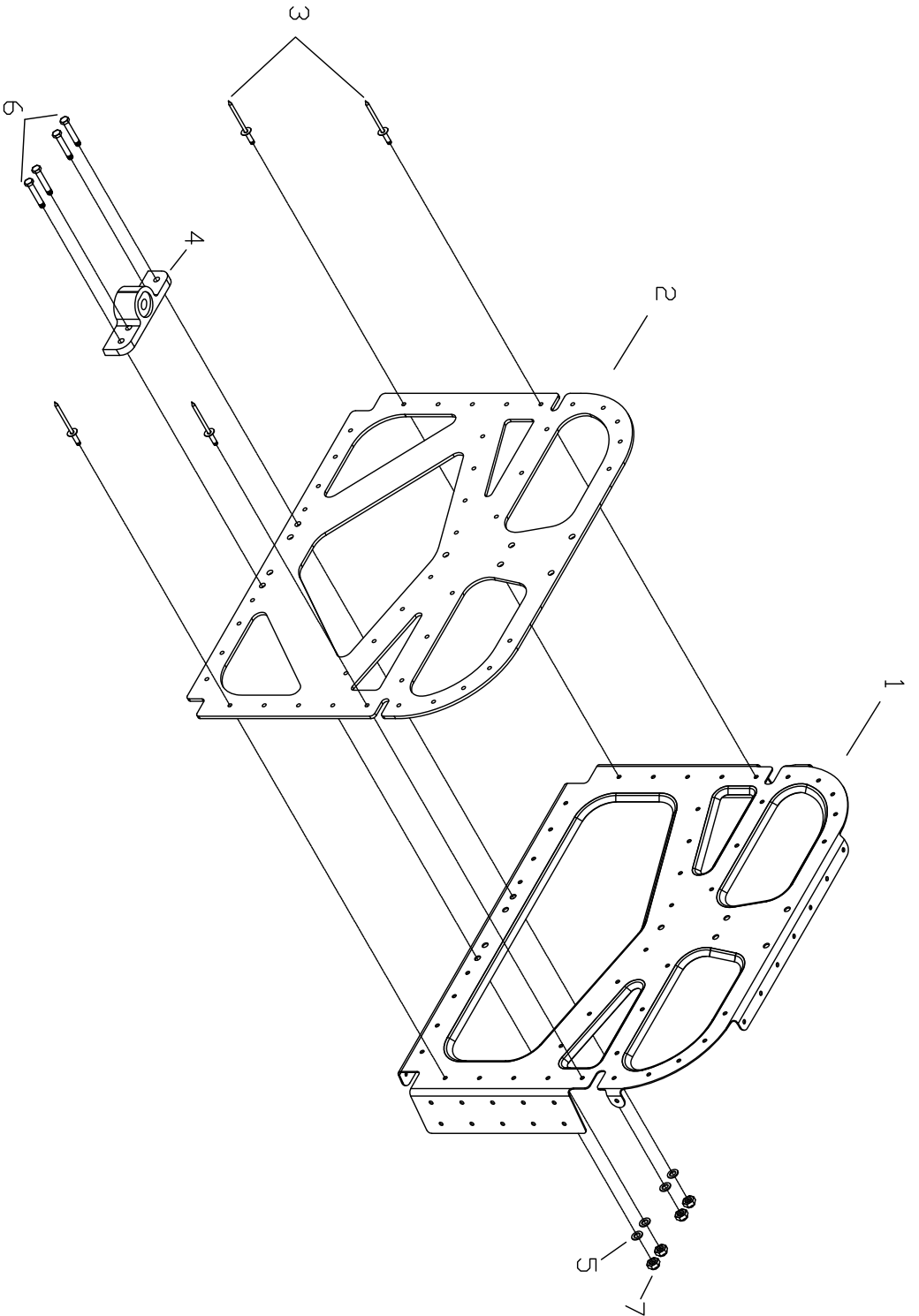
007-04

FUSELAGE - STATION 6 & 8 - BULKHEAD ASSEMBLY

#	DESCRIPTION	PART NUMBER	QUANTITY
1.	S-6 Bulkhead - Upper	KPFU0705	1
2.	S-6 Bulkhead - Lower	KPFU0706	1
3.	S-6 Doubler *	KPFU0725	1
4.	1/8" Aluminum Rivet - Cherry Q	AAPQ-42	36
5.	S-8 Doubler	KPFU0716	1
6.	S-8 Bulkhead	KPFU0704	1
7.	1/8" Aluminum Rivet - Cherry Q	AAPQ-43	27
8.	Aluminum Bushing - 3/8" x .095" x .15" **	KPAC0060	1
9.	3/16" Tensile Nut	AN365-1032A	2
10.	3/16" Shear Nut	AN364-1032A	4
11.	3/16" Bolt	AN3-7A	4
12.	3/16" Thick Washer	AN960-10	4
13.	3/16" Bolt	AN3-3A	2
14.	Small Pulley	AN210-1A	2
15.	U-Bracket	RL-205-T	2
16.	Pulley Shackle	KPCS0309	2
17.	Rudder Cable Assembly	KPCS0307	2
18.	Elevator Push-Pull Tube Guide	KPFU0756	1

* Builder modifies to make LH / RH parts

** Builder Modifies



**RRRNDG S-21 OUTBOUND
FUSELAGE - STATION 9 - BULKHEAD ASSEMBLY**

MDS5651
REV. - DRIG

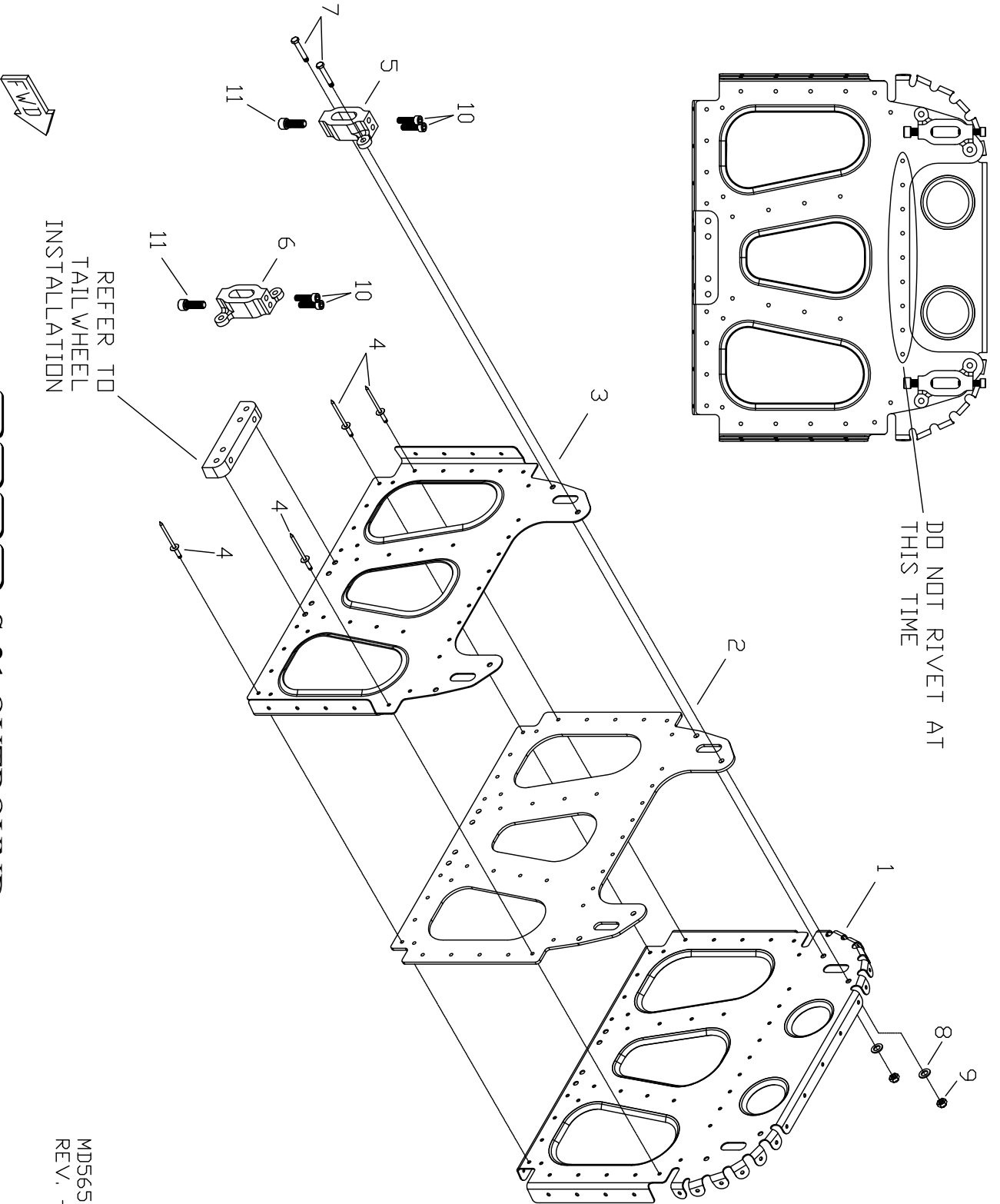
RANS S-21 OUTBOUND

PAGE

007-06

FUSELAGE - STATION 9 - BULKHEAD ASSEMBLY

#	DESCRIPTION	PART NUMBER	QUANTITY
1.	S-9 Bulkhead	KPFU0702	1
2.	S-9 Bulkhead Doubler	KPFU0703	1
3.	1/8" Aluminum Rivet - Cherry Q	AAPQ-43	42
4.	FWD Attach Block	KPFU0697	1
5.	3/16" Thin Washer	AN960-10L	4
6.	3/16" Bolt	AN3-5A	4
7.	3/16" Shear Nut	AN364-1032A	4



DO NOT RIVET AT THIS TIME

REFER TO TAIL WHEEL INSTALLATION

S-21 OUTBOUND

FUSELAGE - STATION 10 - BULKHEAD ASSEMBLY

MDS5651
REV. - DRIG

RANS S-21 OUTBOUND

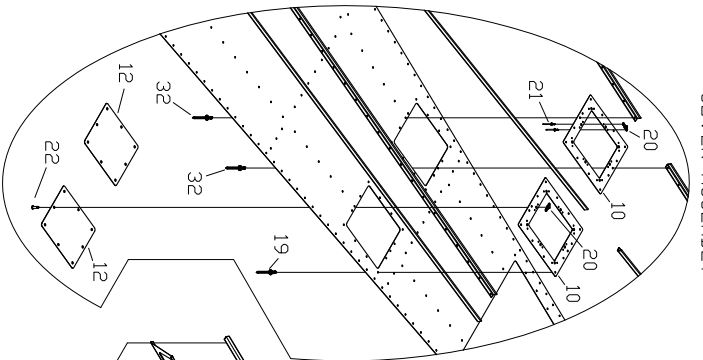
PAGE

007-08

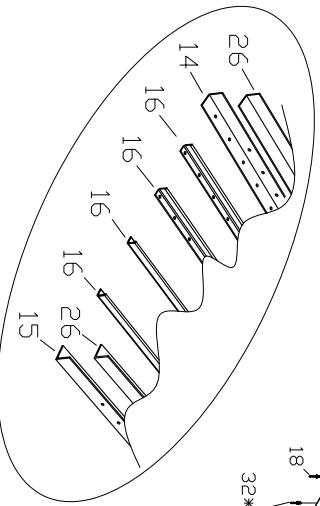
FUSELAGE - STATION 10 - BULKHEAD ASSEMBLY

#	DESCRIPTION	PART NUMBER	QUANTITY
1.	S-10 Bulkhead	KPFU0701	1
2.	S-10 Bulkhead Doubler - FWD	KPFU0727	1
3.	S-10 Bulkhead Doubler - AFT	KPFU0726	1
4.	1/8" Aluminum Rivet - Cherry Q	AAPQ-43	32
5.	Horizontal Stabilizer Incidence Adjustor - LH	KPHS0091-L	1
6.	Horizontal Stabilizer Incidence Adjustor - RH	KPHS0091-R	1
7.	3/16" Bolt	AN3-5A	4
8.	3/16" Thin Washer	AN960-10L	4
9.	3/16" Shear Nut	AN364-1032A	4
10.	3/16" Socket Head Cap Screw	KSHW0109	4
11.	1/4" Socket Head Cap Screw	KSHW0110	2

FWD TAILCONE ACCESS COVER ASSEMBLY

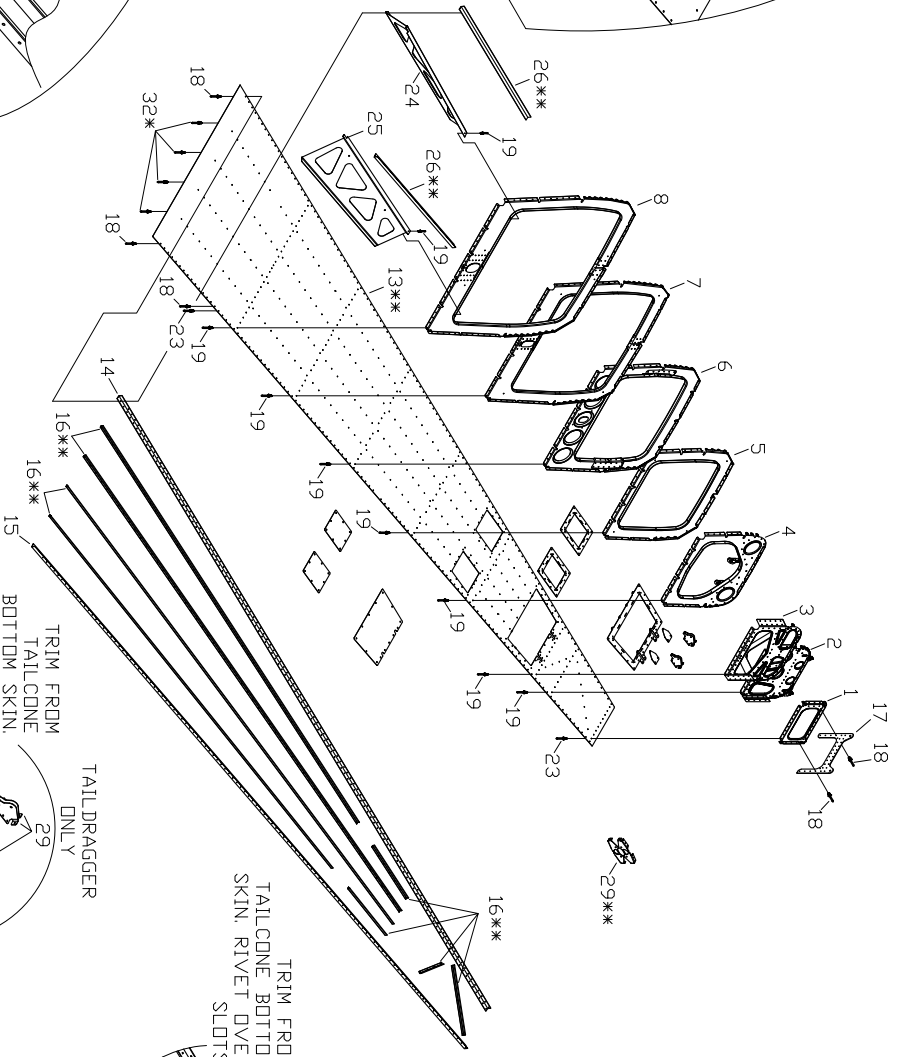


STRINGER & LONGERON ORIENTATION

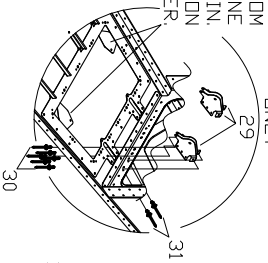


*DO NOT RIVET FORWARD END OF STRINGERS UNTIL MATED TO FUSELAGE CAGE & FUSELAGE BOTTOM SKIN

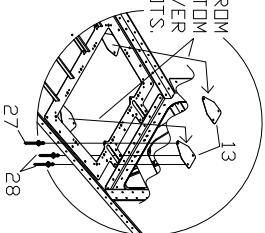
** BUILDER MODIFIES



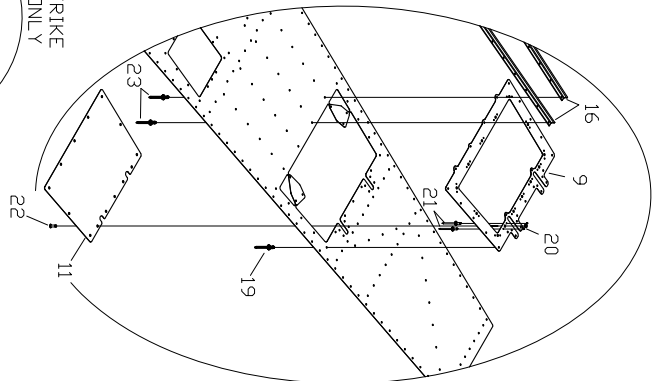
TRIM FROM TAILCONE BOTTOM SKIN. NOT USED ON TAILDRAGGER



TRIM FROM TAILCONE BOTTOM SKIN. RIVET OVER SLOTS.

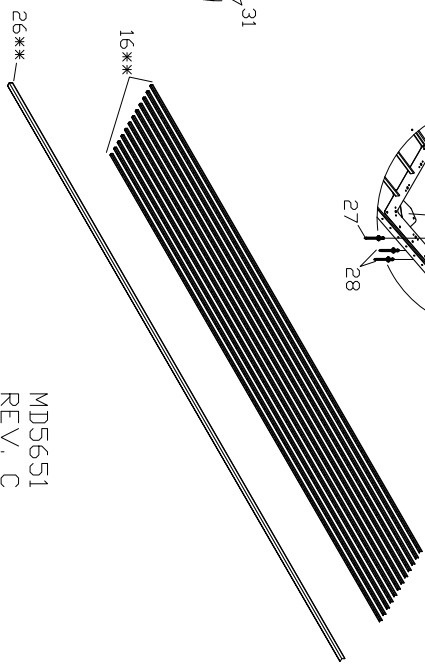


AFT TAILCONE ACCESS COVER ASSEMBLY



S-21 OUTBOUND

FUSELAGE - TAILCONE - BOTTOM SKIN ASSEMBLY



MD5651
REV. C

FUSELAGE - TAILCONE - BOTTOM SKIN ASSEMBLY

#	DESCRIPTION	PART NUMBER	QUANTITY
1.	S-11 Bulkhead	KPFU0732	1
2.	Station 10 Bulkhead Assembly *	----	0
3.	Station 9 Bulkhead Assembly *	----	0
4.	Station 8 Bulkhead Assembly *	----	0
5.	S-7 Bulkhead	KPFU0731	1
6.	Station 6 Bulkhead Assembly *	----	0
7.	Station 5 Bulkhead Assembly *	----	0
8.	Station 4 Bulkhead Assembly *	----	0
9.	Tailcone Access Cover Tab Ring - AFT	KPFU0736	1
10.	Tailcone Access Cover Tab Ring - FWD	KPFU0746	2
11.	Tailcone Access Cover - AFT	KPFU0735	1
12.	Tailcone Access Cover - FWD	KPFU0747	2
13.	Bottom Skin - Tailcone **	KPFU0711	1
14.	Lower Longeron - RH	KPFU0709-R	1
15.	Lower Longeron - LH	KPFU0709-L	1
16.	Tailcone & Wing Stringer **	KPFU0743	12
17.	AFT Horizontal Stabilizer Mount	KPFU0733	1
18.	1/8" Aluminum Rivet - Cherry Q	AAPQ-43	51
19.	1/8" Aluminum Rivet - Cherry Q	AAPQ-41	144
20.	8-32 Nut Plate	MS21047-08	30
21.	3/32" Aluminum Rivet	40APR1/8	60
22.	8-32 Machine Screw	AN526-832R6	30
23.	1/8" Aluminum Rivet - Cherry Q	AAPQ-42	197
24.	S-3 to S-4 Support - R	KPFU0708-R	1
25.	S-3 to S-4 Support - L	KPFU0708-L	1
26.	Stiffener Angle - Tailcone **	KPFU0748	1
27.	1/8" Aluminum Rivet - Flush (120 degree) ***	AACQ-42	2
28.	1/8" Aluminum Rivet - Cherry Q ***	AAPQ-41	4
29.	Tailwheel Cable Pulley Mount ** ****	KPFU0754	1
30.	1/8" Aluminum Rivet - Cherry Q ****	AAPQ-42	12
31.	1/8" Aluminum Rivet - Cherry Q ****	AAPQ-43	4
32.	1/8" Aluminum Rivet - Avex	1691-0410	235

* Refer to respective Bulkhead Assembly Parts pages

** Builder Modifies

*** Trike only - Supplied with Trike Gear Kit

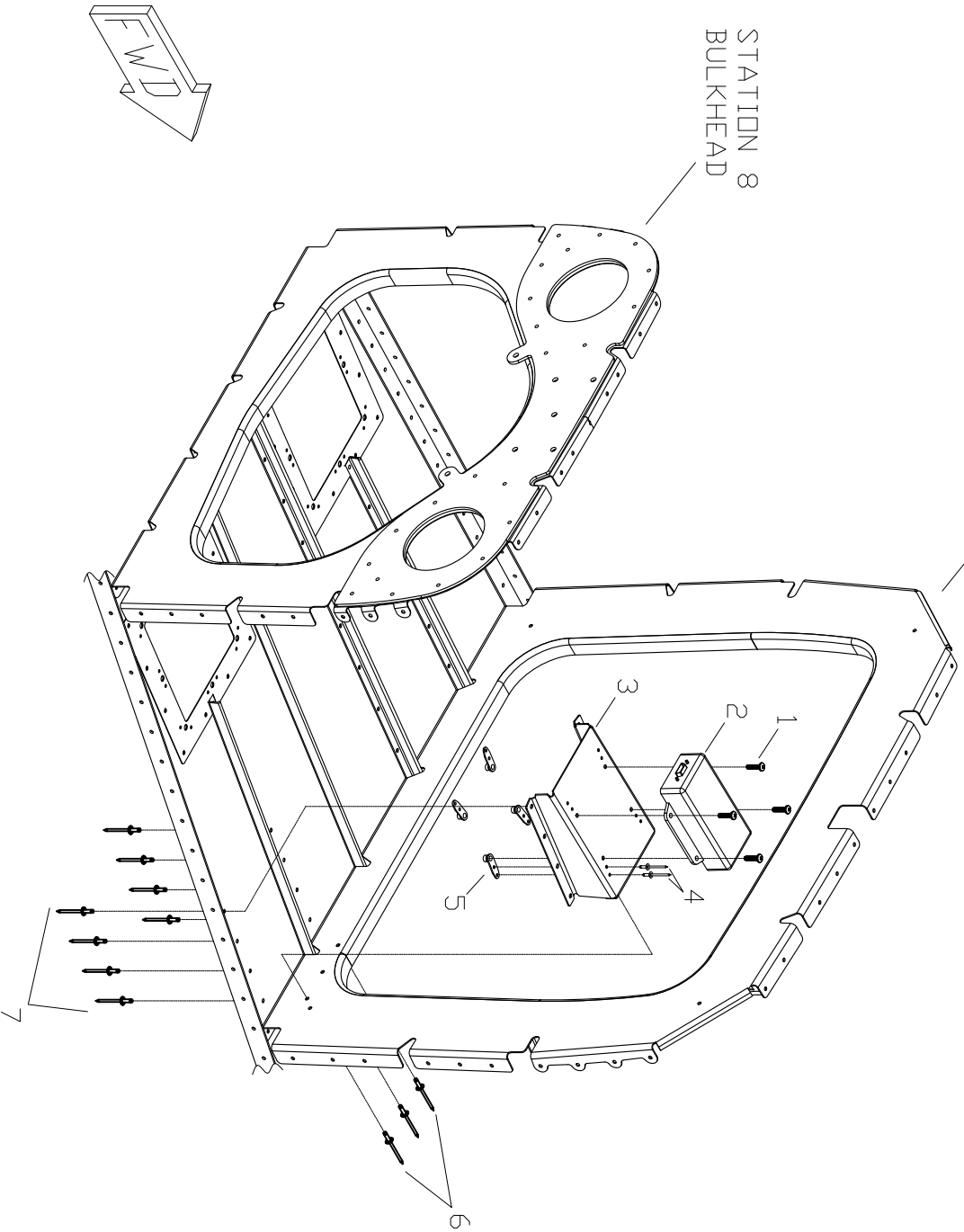
**** Taildragger Only - Supplied with Taildragger Gear Kit

9/11/2018

REV. C

STATION 7
BULKHEAD

STATION 8
BULKHEAD



RRR1008 S-21 OUTBOUND

FUSELAGE - OPTIONS - GARMIN GMU11 MAGNETOMETER MOUNT

MDS5651
REV. - ORIG

RANS S-21 OUTBOUND

PAGE

007A-04

FUSELAGE - OPTIONS - GARMIN GMU11 MAGNETOMETER MOUNT

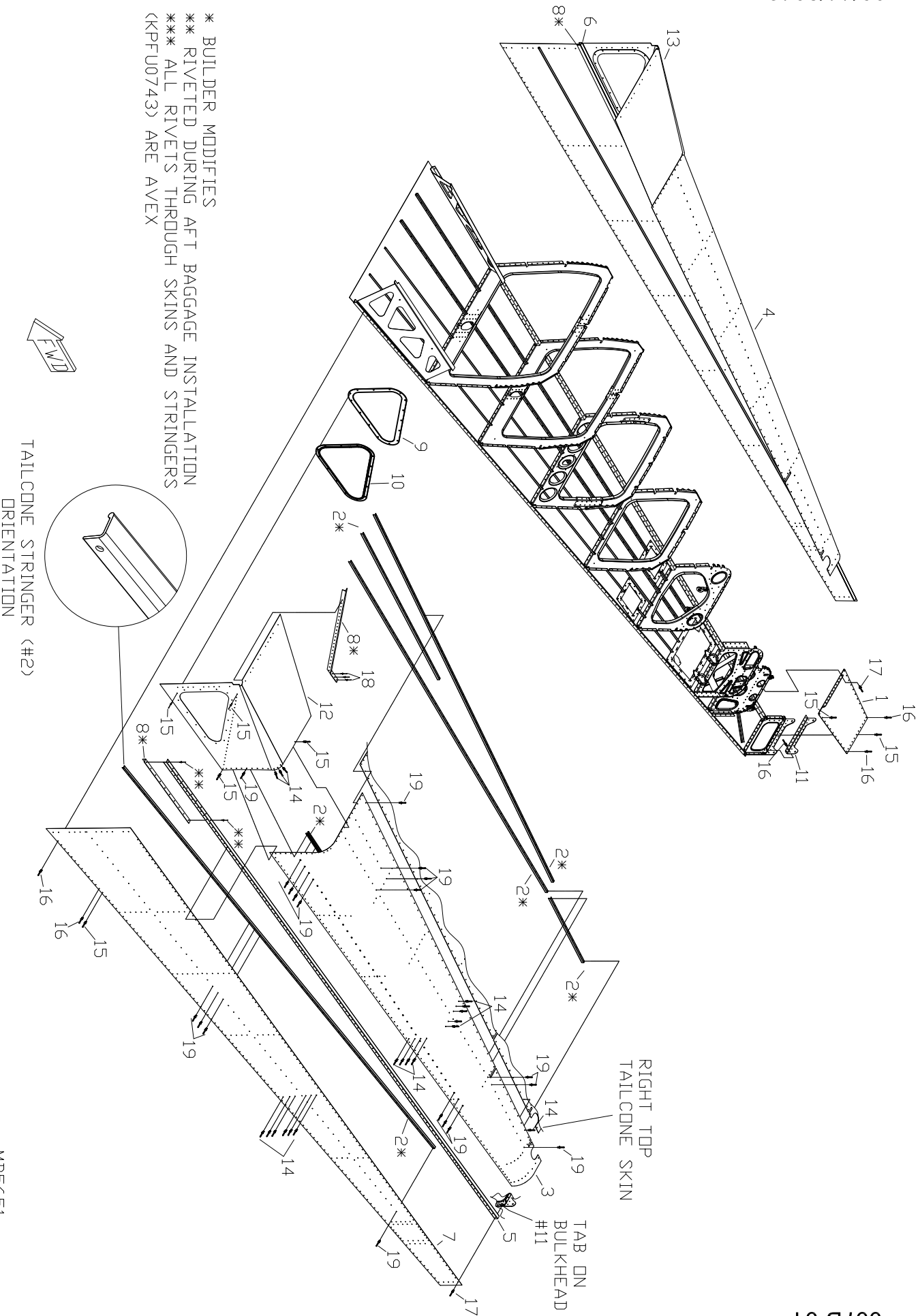
KAAV0004

#	DESCRIPTION	PART NUMBER	QUANTITY
1.	#6 Stainless Steel Machine Screw *	----	0
2.	GARMIN GMU11 Magnetometer * **	----	0
3.	Magnetometer Mount (Garmin GMU11)	KPFU0763	1
4.	3/32" Aluminum Rivet	40APR1/8	8
5.	6-32 Single-Ear Nut Plate	K-2000-06	4
6.	1/8" Aluminum Rivet - Cherry Q	AAPQ-42	3
7.	1/8" Aluminum Rivet - Cherry Q	AAPQ-41	8

* Supplied with Garmin GMU11

** Builder Supplied

9/11/2018
REV. - ORIG



* BUILDER MODIFIES
 ** RIVETED DURING AFT BAGGAGE INSTALLATION
 *** ALL RIVETS THROUGH SKINS AND STRINGERS
 (KPFU0743) ARE AVE'X

TAILCONE STRINGER (#2)
 ORIENTATION

MDS651
 REV. F

**R3R3ND08 S-21 OUTBOUND
 FUSELAGE - TAILCONE - SIDE & TOP SKIN ASSEMBLY**

RANS S-21 OUTBOUND

PAGE

007B-02

FUSELAGE - TAILCONE - SIDE & TOP SKIN ASSEMBLY

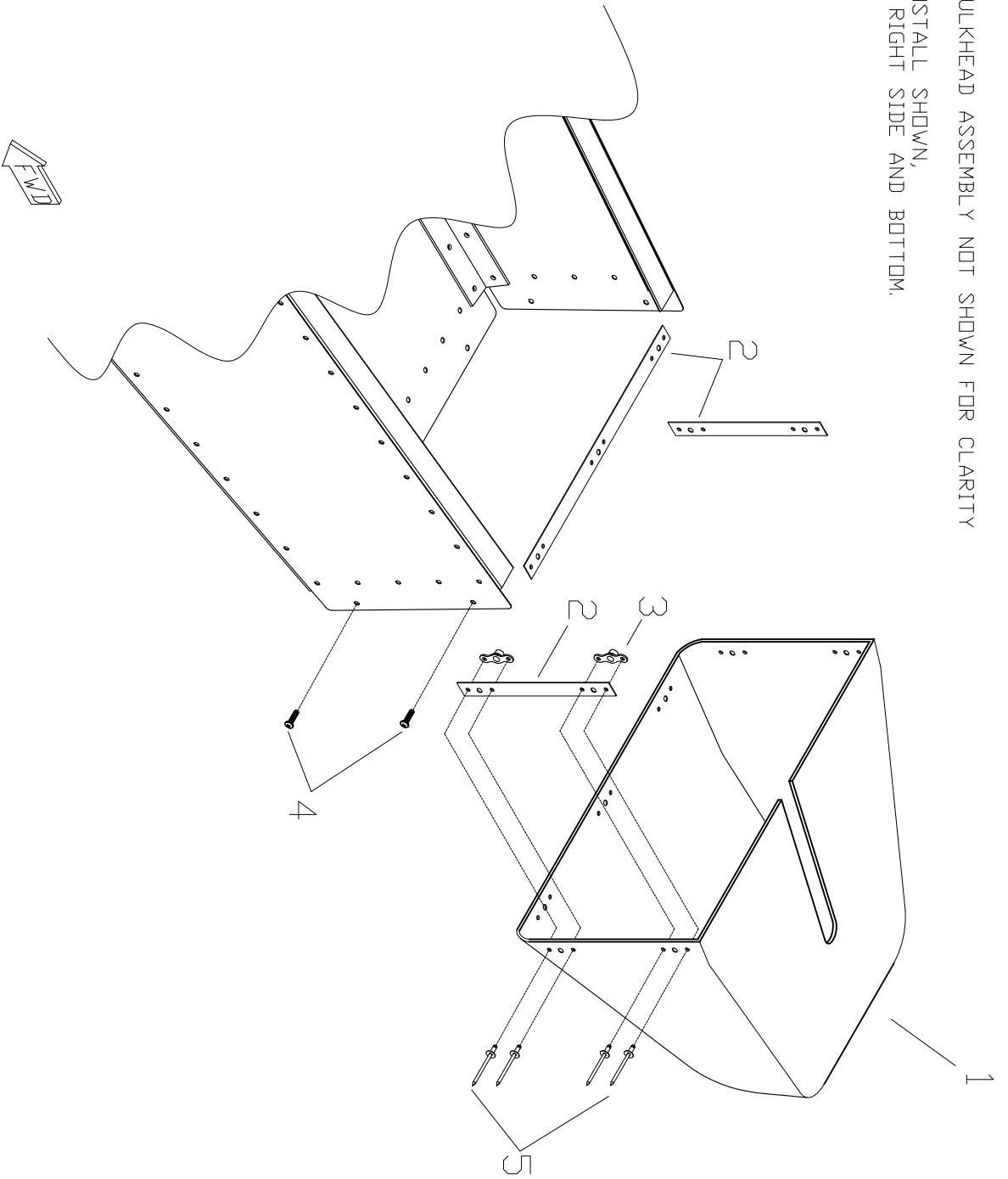
#	DESCRIPTION	PART NUMBER	QUANTITY
1.	S-10/11 Closeout	KPFU0765	1
2.	Tailcone & Wing Stringer *	KPFU0743	0
3.	Top Skin - Tailcone - LH	KPFU0699-L	1
4.	Top Skin - Tailcone - RH	KPFU0699-R	1
5.	Side Longeron - LH	KPFU0710-L	1
6.	Side Longeron - RH	KPFU0710-R	1
7.	Side Skin - Tailcone	KPFU0700	2
8.	Stiffener Angle - Tailcone *	KPFU0748	0
9.	Window Retainer - Tailcone	KPFU0738	2
10.	Window - Tailcone	KPFU0770	2
11.	S-10/11 Closeout Angle	KPFU0764	1
12.	Top FWD Skin - Tailcone - LH	KPFU0698-L	1
13.	Top FWD Skin - Tailcone - RH	KPFU0698-R	1
14.	1/8" Aluminum Rivet - Cherry Q	AAPQ-41	259
15.	1/8" Aluminum Rivet - Cherry Q	AAPQ-42	392
16.	1/8" Aluminum Rivet - Cherry Q	AAPQ-43	29
17.	1/8" Aluminum Rivet - Cherry Q	AAPQ-44	13
18.	1/8" Stainless Steel Rivet - Cherry Q	CCPQ-43	6
19.	1/8" Aluminum Rivet - Avex	1691-0410	494

* Builder Modifies

9/11/2018

REV. F

STATION 11 BULKHEAD ASSEMBLY NOT SHOWN FOR CLARITY
LEFT SIDE INSTALL SHOWN,
TYPICAL FOR RIGHT SIDE AND BOTTOM.



RRRINDOS S-21 OUTBOUND
FUSELAGE - TAILCONE - AFT CLOSEOUT INSTALLATION

MDS5651
 REV. A

RANS S-21 OUTBOUND

PAGE

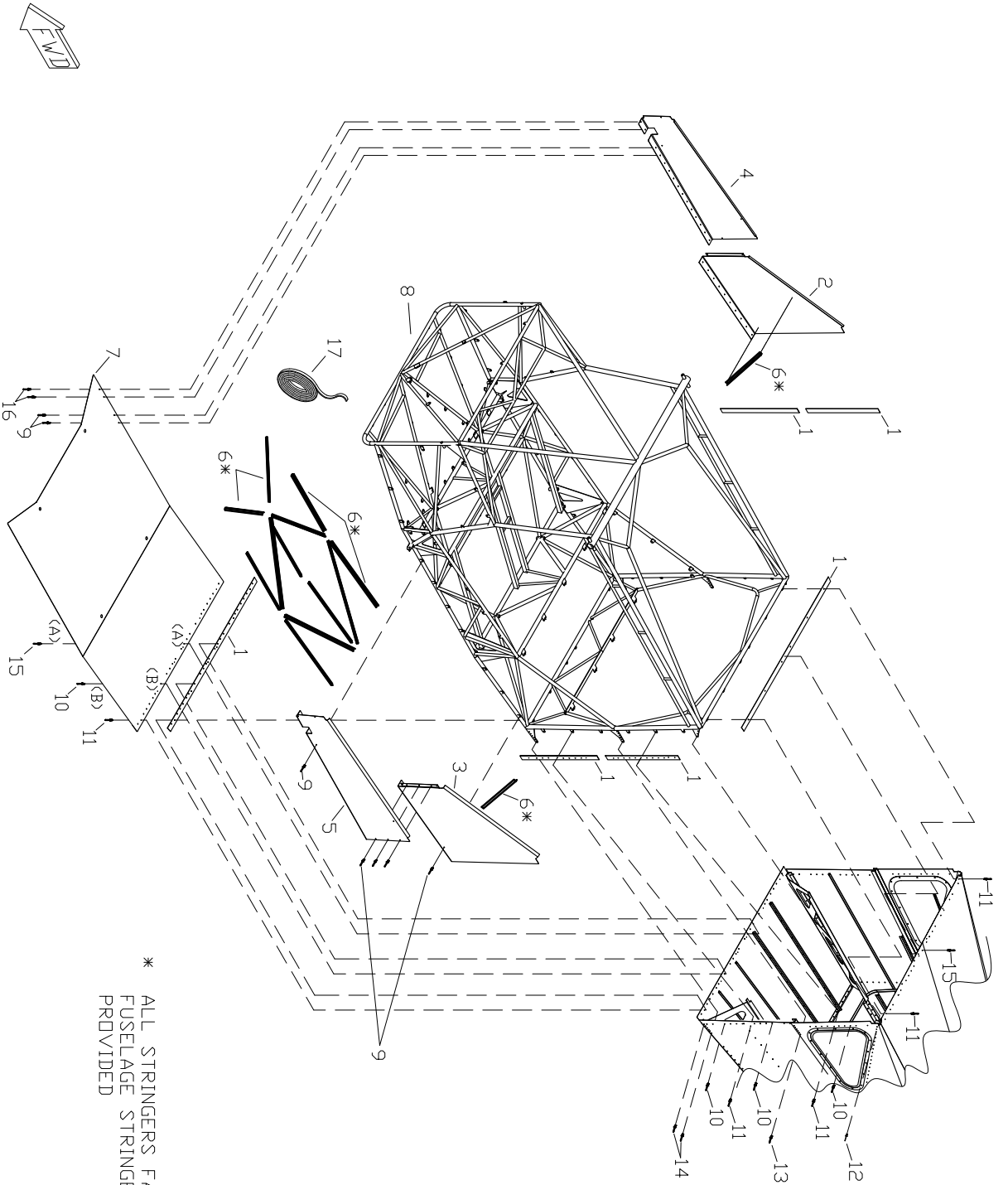
007B-04

FUSELAGE - TAILCONE - AFT CLOSEOUT INSTALLATION

#	DESCRIPTION	PART NUMBER	QUANTITY
1.	Tailcone AFT Closeout	KPFU0757	1
2.	Aft Closeout Reinforcement Strip *	KPFU0760	1
3.	8-32 Nut Plate	MS21047-08	7
4.	8-32 Machine Screw	AN526-832R10	7
5.	3/32" Aluminum Rivet	40APR1/8	14

* Builder Modifies

9/11/2018
REV. - ORIG



* ALL STRINGERS FABRICATED FROM
 FUSELAGE STRINGER MATERIAL
 PROVIDED

MD5651
 REV. A

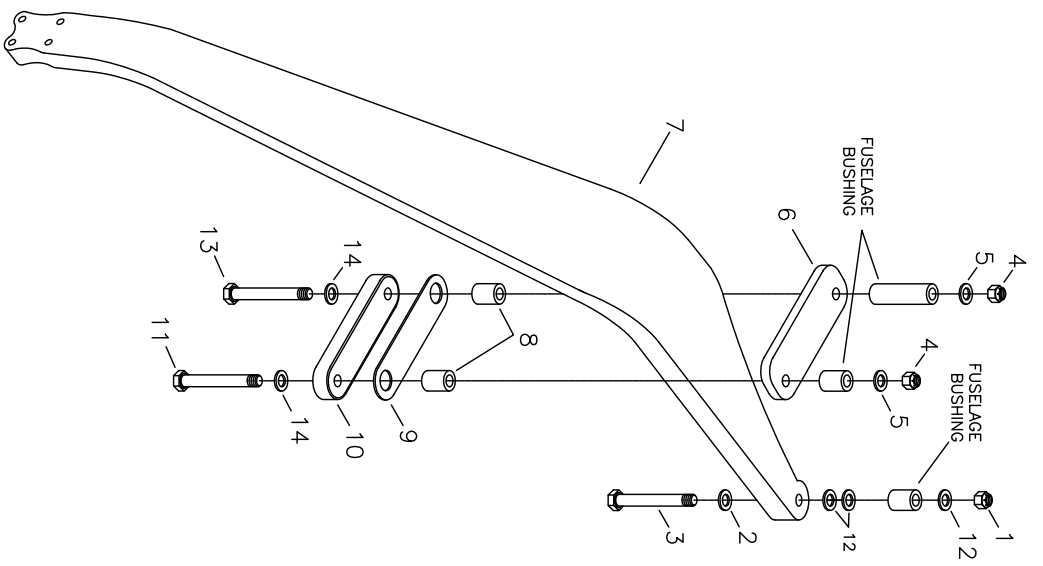
RRRINDOR S-21 OUTBOUND
FUSELAGE - SKINS AND TAILCONE MATING INSTALLATION

RANS S-21 OUTBOUND
FUSELAGE - SKINS AND TAILCONE MATING
INSTALLATION

PAGE 007C-02

#	DESCRIPTION	PART NUMBER	QUANTITY
1.	Tailcone Spacer Strip	KPFU0749	4
2.	Fuselage Side Skin - Rear - RH	KPFU0713-R	1
3.	Fuselage Side Skin - Rear - LH	KPFU0713-L	1
4.	Fuselage Side Skin - Front - RH	KPFU0712-R	1
5.	Fuselage Side Skin - Front - LH	KPFU0712-L	1
6.	Fuselage Stringer*	KPFU0767	13
7.	Fuselage Bottom Skin	KPFU0745	1
8.	Fuselage Cage Assembly	KAFU0062	1
9.	1/8" Aluminum Rivet - Cherry Q	AAPQ-41	66
10.	1/8" Aluminum Rivet - Cherry Q	AAPQ-42	74
11.	1/8" Stainless Steel Rivet - Cherry Q	CCPQ-42	25
12.	1/8" Stainless Steel Rivet - Cherry Q	CCPQ-43	6
13.	1/8" Stainless Steel Rivet - Cherry Q	CCPQ-44	12
14.	1/8" Stainless Steel Rivet - Cherry Q	CCPQ-45	12
15.	1/8" Aluminum Rivet - Cherry Q	AAPQ-43	9
16.	1/8" Aluminum Rivet - Flush	AACQ-42	20
17.	1/2" 3M VHB Tape**	-----	0

* Builder Modifies
** Builder Supplied



**RRRND S-21 OUTBOUND
TAILDRAGGER - MAIN GEAR INSTALLATION**

MD5581
REV. - ORIG

RANS S-21 OUTBOUND

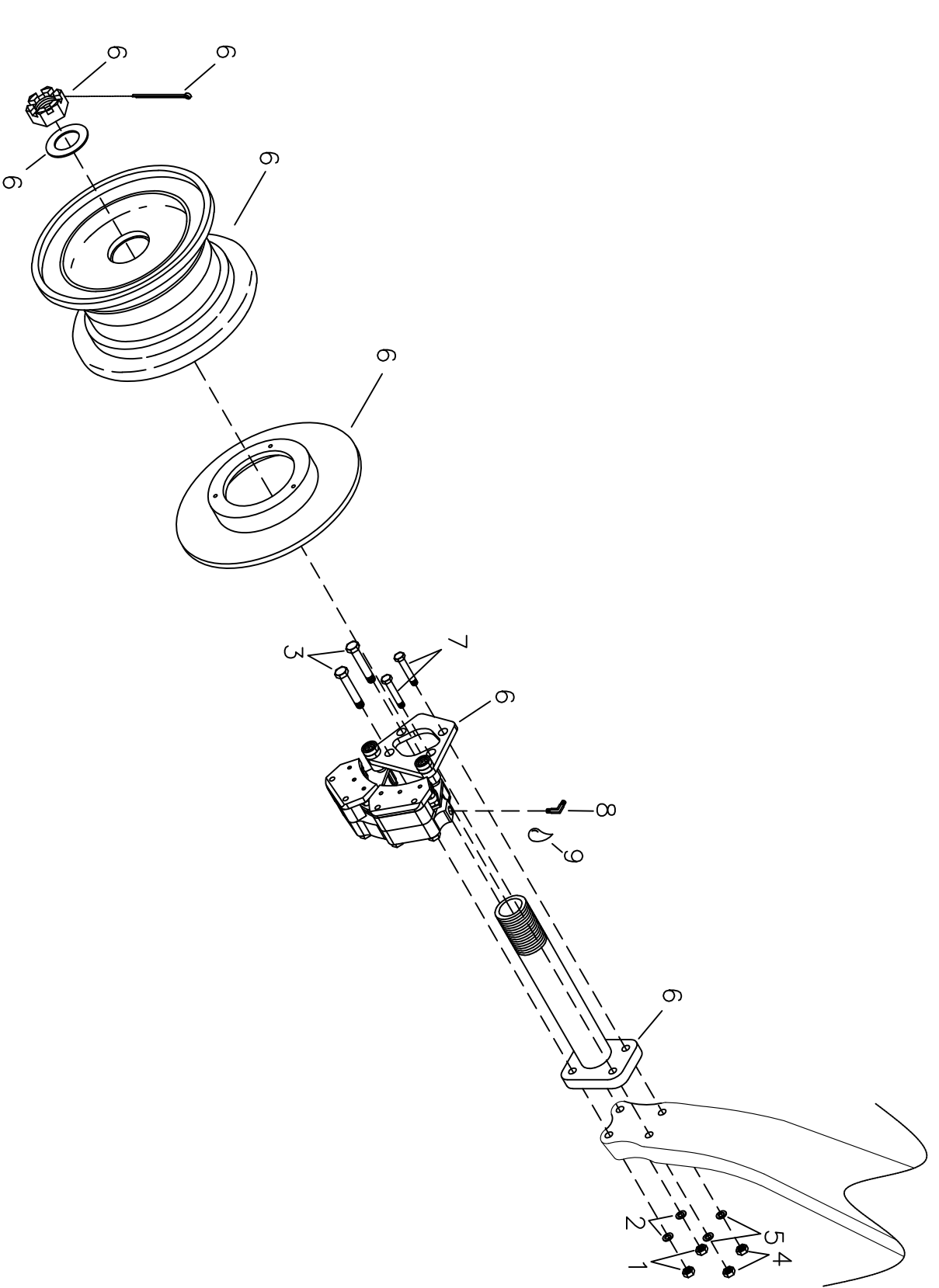
PAGE

008-02

TAILDRAGGER - MAIN GEAR INSTALLATION

TAILDRAGGER ONLY

#	DESCRIPTION	PART NUMBER	QUANTITY
1.	3/8" Tensile Nut	AN365-624A	2
2.	3/8" Thin Washer	AN960-616L	2
3.	3/8" Bolt	AN6-31A	2
4.	5/16" Tensile Nut	AN365-524A	4
5.	5/16" Thick Washer	AN960-516	4
6.	Top Main Gear Clamp Plate	KPMG0206	2
7.	Gear Leg -Tall - RH	KPMG0227-R	1
7.	Gear Leg - Tall - LH	KPMG0227-L	1
8.	Landing Gear Spacer Bushing	KPMG0179	4
9.	Main Gear Anti-chafe Strip	KPMG0216	2
10.	Bottom Main Gear Clamp Plate	KPMG0208	2
11.	5/16" Bolt	AN5-32A	2
12.	3/8" Thick Washer	AN960-616	6
13.	5/16" Bolt	AN5-40A	2
14.	5/16" Thin Washer	AN960-516L	4



RRRND S-21 OUTBOUND
TAILDRAGGER - WHEEL AND BRAKE INSTALLATION

MD5581
 REV. C

RANS S-21 OUTBOUND

PAGE

008-04

TAILDRAGGER - WHEEL & BRAKE INSTALLATION

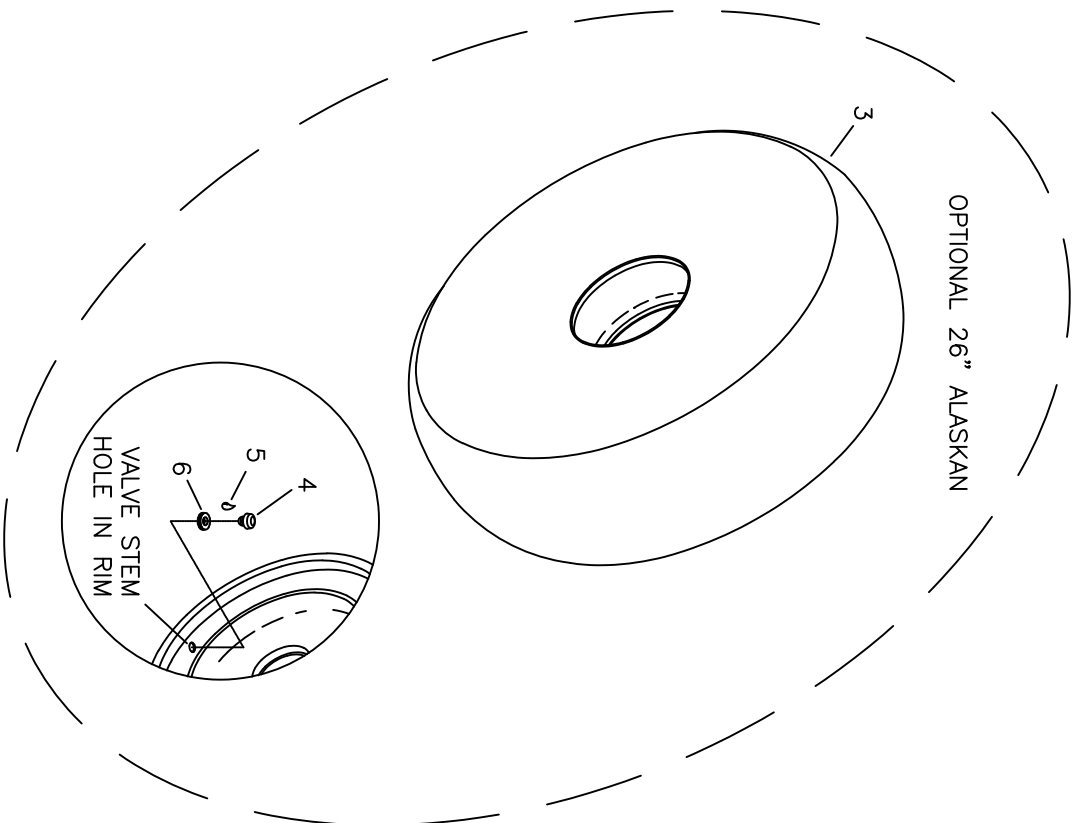
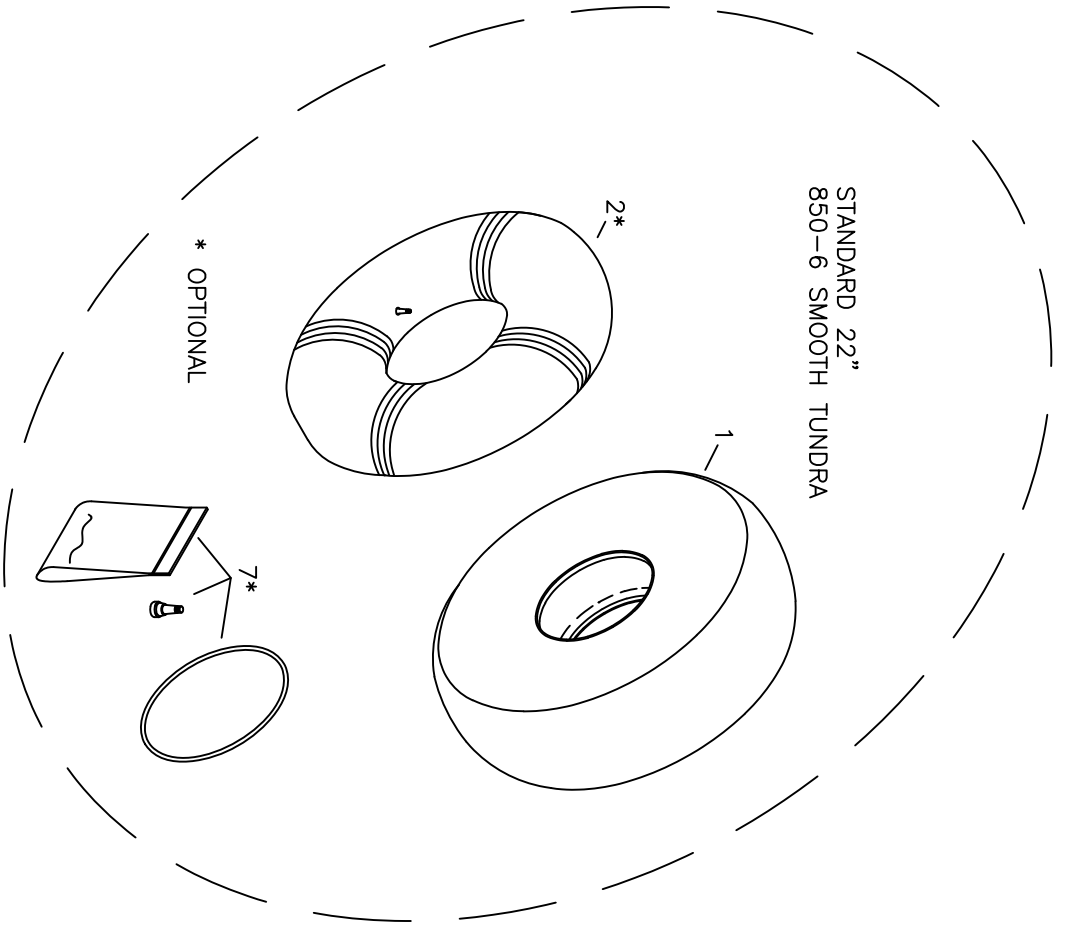
TAILDRAGGER ONLY

#	DESCRIPTION	PART NUMBER	QUANTITY
1.	3/8" Tensile Nut	AN365-624A	4
2.	3/8" Thin Washer	AN960-616L	4
3.	3/8" Bolt	AN6-26A	4
4.	5/16" Tensile Nut	AN365-524A	4
5.	5/16" Thin Washer	AN960-516L	4
6.	Hyd Brake Assy - 6" Dual Piston	KSBS0050	2
7.	5/16" Bolt	AN5-25A	4
8.	45-degree Elbow - Flare 1/4" Tube to 1/8" NPT	AN823-4D	2
9.	Thread Sealant *	----	0

* Builder Supplied

9/11/2018

REV. C



**FRIDGES S-21 OUTBOUND
TAILDRAGGER - 6" TIRES**

MD5581
REV. B

RANS S-21 OUTBOUND

PAGE

008-06

TAILDRAGGER - 6" TIRES

TAILDRAGGER ONLY

#	DESCRIPTION	PART NUMBER	QUANTITY
1.	22" 850-6 Smooth Tundra Tire	KSMG0030	2
2.	Optional - 850-6 Tundra Tube * (-2 KSBS0043)	KSMG0031	2
3.	26" Alaskan Tire - OPTIONAL (-2 KSMG0030 & -2 KSBS0031) *	KSMG0028	2
4.	Grommet Plug	9K13-DRBUMP	2
5.	Adhesive - Superglue **	-----	0
6.	Rubber Grommet	MS35489-6	2
7.	Optional - MATCO Tubeless Kit for 6" Wheel * (-2 KSMG0031)	KSBS0043	2

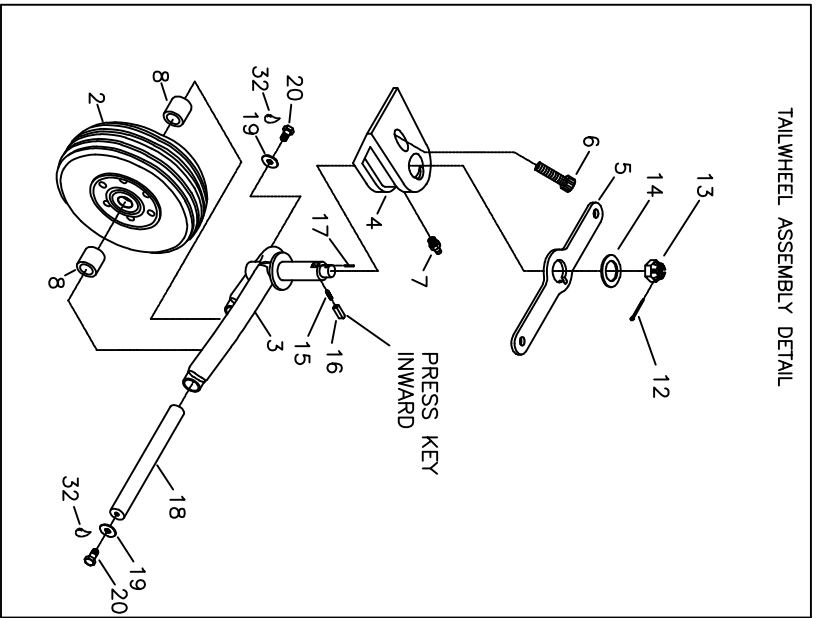
* May be purchased separately, call RANS Parts Dept. for pricing

** Builder Supplied

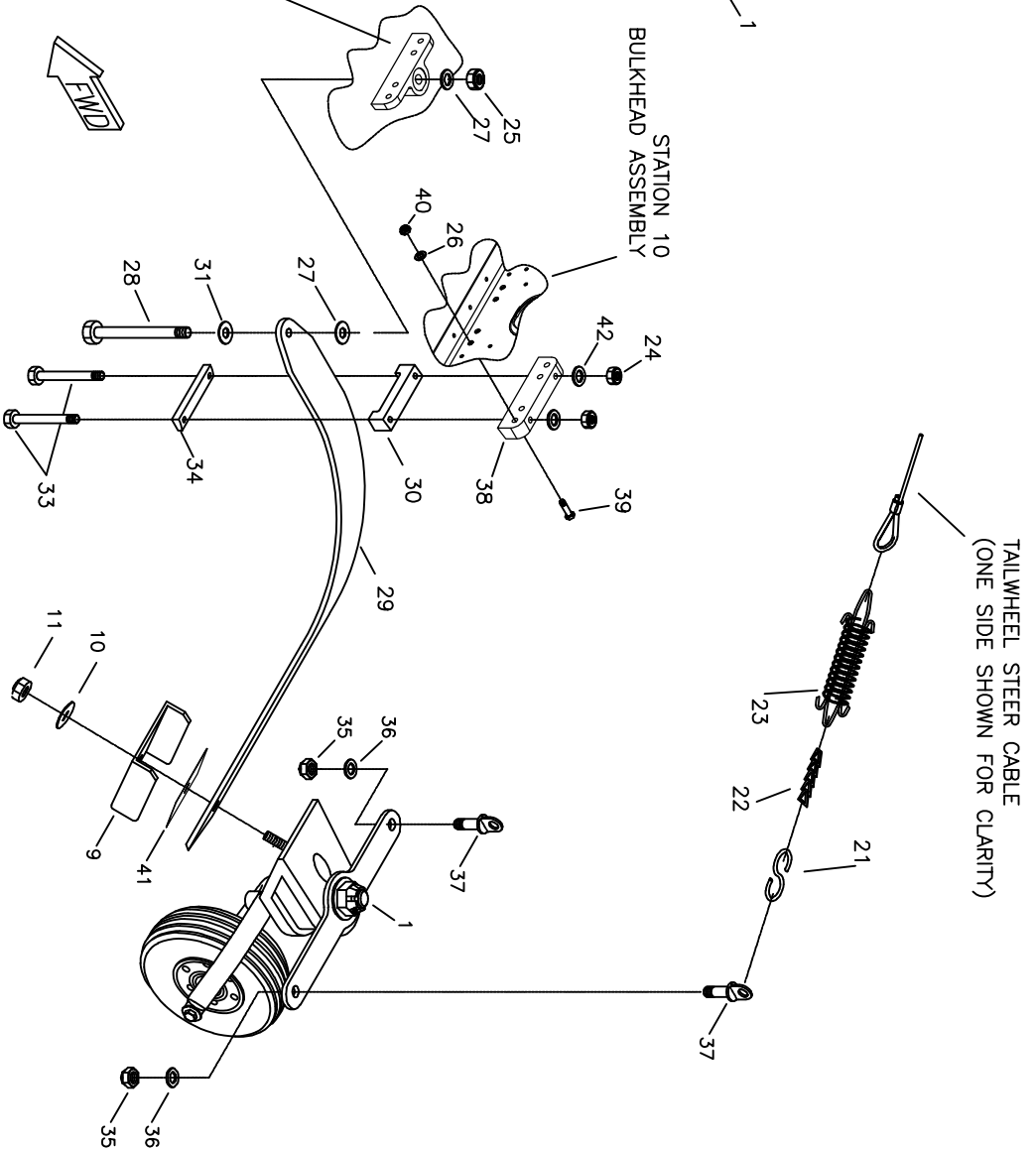
9/11/2018

REV. B

TAILWHEEL ASSEMBLY DETAIL



FWD ATTACH BLOCK ON STATION 9
BULKHEAD ASSEMBLY
& TAILCONE BOTTOM SKIN



TAILWHEEL STEER CABLE
(ONE SIDE SHOWN FOR CLARITY)

RRRIND S-21 OUTBOUND

TAILDRAGGER - 8" TAILWHEEL INSTALLATION

MD4170
REV. B

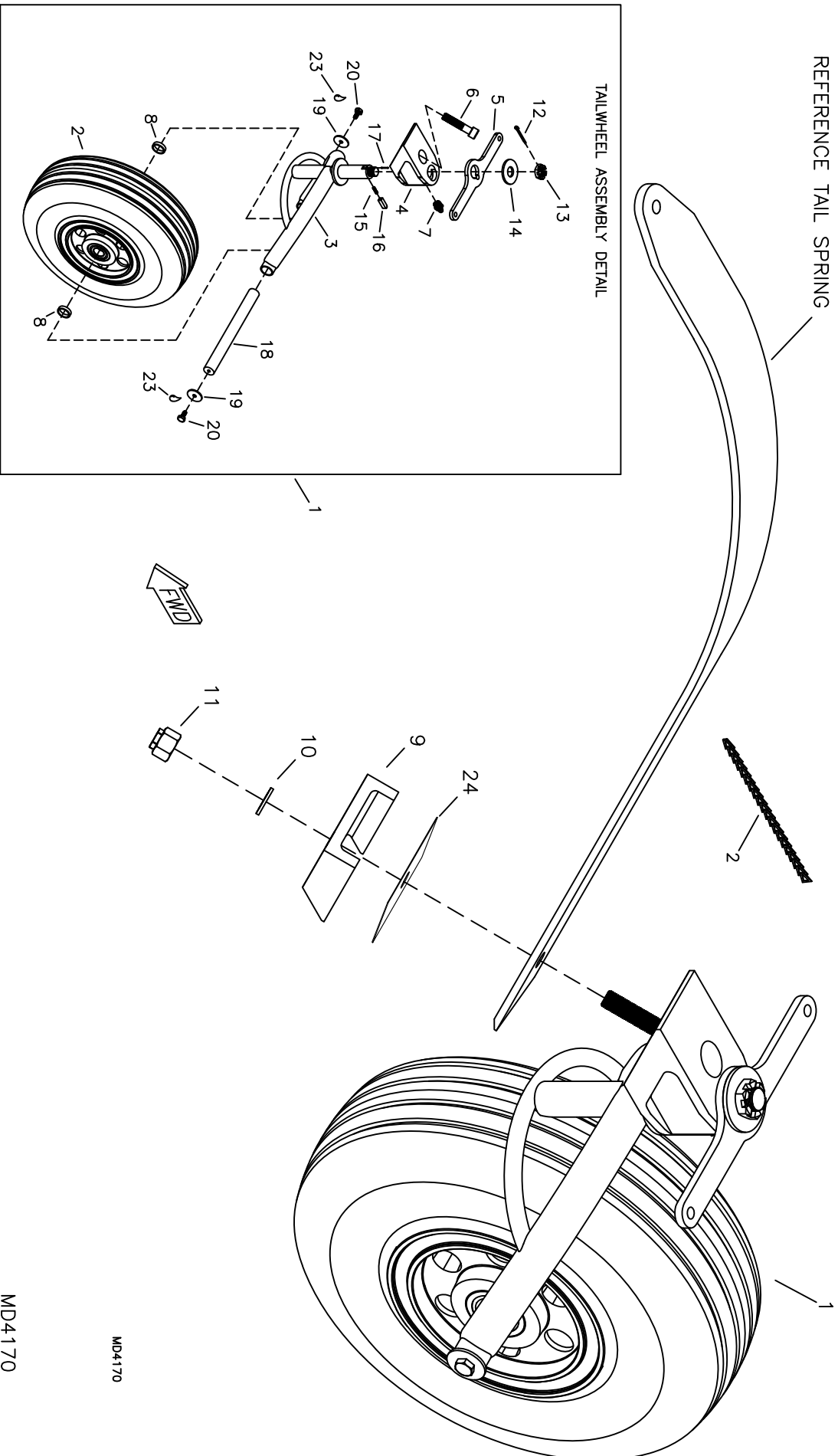
RANS S-21 OUTBOUND
TAILDRAGGER - 8" TAILWHEEL INSTALLATION

PAGE 008-08

#	DESCRIPTION	PART NUMBER	QUANTITY
1.	8" Pneumatic Tailwheel Assembly	KATG006	1
2.	Tailwheel *	KSTG0010	0
3.	Tailwheel - Fork *	KPTG0039	0
4.	Tailwheel - Swivel Block *	KPTG0003	0
5.	Tailwheel - Steer Horn *	KPTG0004	0
6.	Socket Head Cap Screw *	KSHW0058	0
7.	Grease Fitting *	11-151	0
8.	Spacer Bushing - 3/4" x .058" Alum Tube *	----	0
9.	Tailwheel - Spring Channel *	KPTG0007	0
10.	3/8" Thick Washer *	AN960-616L	0
11.	3/8" Tensile Loc Nut *	AN363-624A	0
12.	Large Cotter Pin *	MS24665-285	0
13.	1/2" Castle Nut *	AN320-8	0
14.	1/2" Thick Washer *	NS27183-17	0
15.	Tailwheel - Tension Spring *	KSTG0003	0
16.	Tailwheel - Tension Key *	KPTG0006	0
17.	Tailwheel - Spring Pin *	KPTG0006	0
18.	Axle *	KPTG0040	0
19.	3/16" Large Washer *	AN970-3	0
20.	3/16" Bolt *	AN3-3A	0
21.	S-Hook - Steer Horn	TW-SHOOK	2
22.	Chain - Steer Horn **	TW-C	1
23.	Spring - Steer Horn	TW-S-SPR	2
24.	1/4" Tensile Nut	AN365-428A	2
25.	5/16" Tensile Nut	AN365-1032A	1
26.	3/16" Thin Washer	AN960-10L	4
27.	5/16" Thick Washer	AN960-516	2
28.	5/16" Bolt	AN5-15A	1
29.	Tail Spring	KPTG0042	1
30.	Tailspring - AFT Lower Saddle Block	KPTG0041	1
31.	5/16" Thin Washer	AN960-516L	1
32.	Loctite Blue ***	----	0
33.	1/4" Bolt	AN4-23A	2
34.	Gear Strap	KPTG0059	1
35.	1/4" Shear Nut	AN364-428A	2
36.	1/4" Thick Washer	AN960-416	2
37.	1/4" Eyebolt	AN43B-5A	2
38.	Tailspring - AFT Attach Block	KPFU0739	1
39.	3/16" Bolt	AN3-10A	4
40.	3/16" Shear Nut	AN364-1032A	4
41.	Tailwheel Channel Shim	KPTG0043	1
42.	1/4" Thin Washer	AN960-416L	2

* Part of 8" Pneumatic Tailwheel Assembly (KATG0006)
 ** Builder Modifies
 *** Builder Supplied

REFER TO 8" TAILWHEEL INSTALLATION FOR COMPLETE INSTALLATION DETAILS



**RRRMD88 S-21 OUTBOUND
TAILDRAGGER - OPTIONS - 10" TAILWHEEL INSTALLATION**

MD4170
REV. A

MD4170

RANS S-21 OUTBOUND

PAGE

008-10

TAILDRAGGER - OPTIONS - 10" TAILWHEEL INSTALLATION

TAILDRAGGER ONLY

#	DESCRIPTION	PART NUMBER	QUANTITY
1.	10" Pneumatic Tailwheel Assembly - OPTION	KATG0008	1
2.	Tailwheel *	KSTG0012	0
3.	Tailwheel - Fork *	KPTG0056	0
4.	Tailwheel - Swivel Block *	KPTG0003	0
5.	Tailwheel - Steer Horn *	KPTG0004	0
6.	Socket Head Cap Screw *	KSHW0058	0
7.	Grease Fitting *	11-151	0
8.	Spacer Bushing - 3/4" X .058" Alum Tube *	----	0
9.	Tailwheel - Spring Channel *	KPTG0007	0
10.	3/8" Thick Washer *	AN960-616	0
11.	3/8" Tensile Loc Nut *	AN363-624A	0
12.	Large Cotter Pin *	MS24665-285	0
13.	1/2" Castle Nut *	AN320-8	0
14.	1/2" Thick Washer *	MS27183-17	0
15.	Tailwheel - Tension Spring *	KSTG0003	0
16.	Tailwheel - Tension Key *	KPTG0006	0
17.	Tailwheel - Spring Pin *	T19-094-0625	0
18.	Axle *	KPTG0058	0
19.	3/16" Large Washer *	AN970-3	0
20.	3/16" Bolt *	AN3-3A	0
22.	Chain - Steer Horn **	TW-C	1
23.	Loctite Blue ***	----	0
24.	Tailwheel Channel Shim	KPTG0043	1

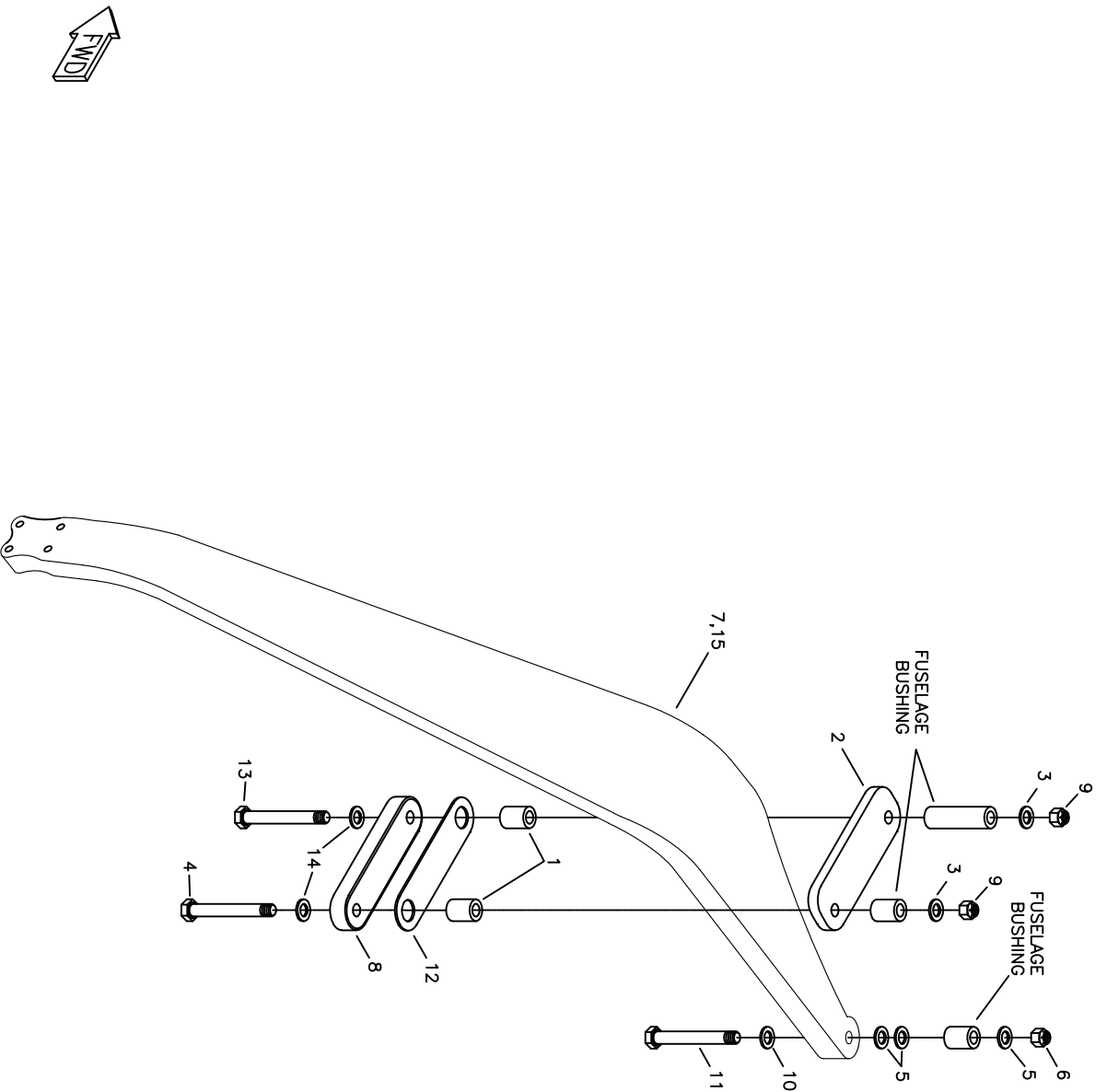
* Part of Optional 10" Pneumatic Tailwheel Assembly (KATG0008).

** Builder Modifies

*** Builder Supplied

9/11/2018

REV. A



**REFUND S-21 OUTBOUND
TRIKE - MAIN GEAR INSTALLATION**

MD5581
REV. A

RANS S-21 OUTBOUND

PAGE

008A-02

TRIKE - MAIN GEAR INSTALLATION

TRIKE ONLY

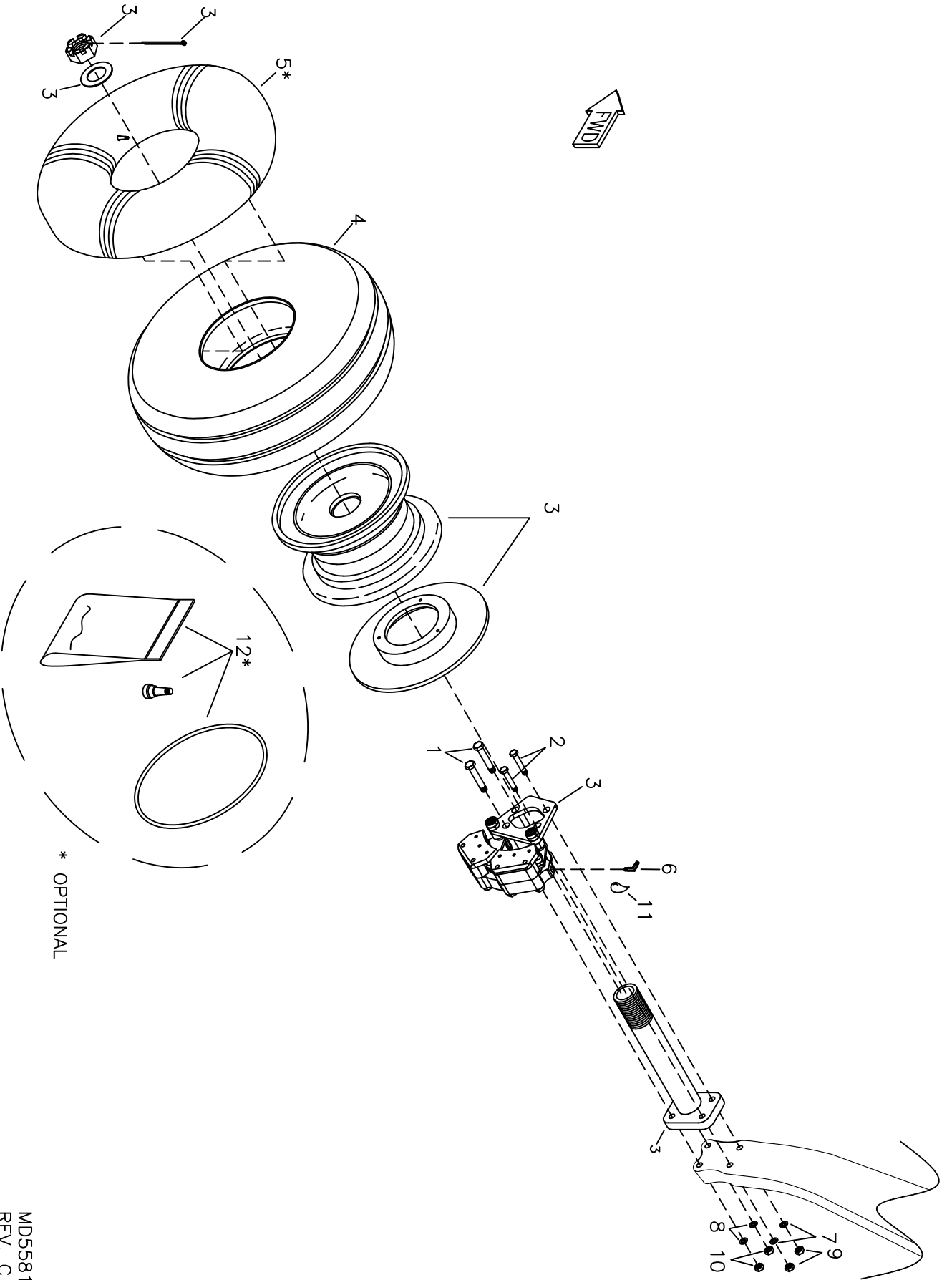
#	DESCRIPTION	PART NUMBER	QUANTITY
1.	Landing Gear Spacer Bushing	KPMG0179	4
2.	Top Main Gear Clamp Plate	KPMG0206	2
3.	5/16" Thick Washer	AN960-516	4
4.	5/16" Bolt	AN5-32A	2
5.	3/8" Thick Washer	AN960-616	6
6.	3/8" Tensile Nut	AN365-624A	2
7.	Gear Leg - Short - LH * (-1 KPMG0227-L)	KPMG0228-L	1
7.	Gear Leg - Short - RH * (-1 KPMG0227-R)	KPMG0228-R	1
8.	Bottom Main Gear Clamp Plate	KPMG0208	2
9.	5/16" Tensile Nut	AN365-524A	4
10.	3/8" Thin Washer	AN960-616L	2
11.	3/8" Bolt	AN6-31A	2
12.	Main Gear Anti-chafe Strip	KPMG0216	2
13.	5/16" Bolt	AN5-40A	2
14.	5/16" Thin Washer	AN960-516L	4
15.	Gear Leg - Tall - RH ** (-1 KPMG0227-R)	KPMG0227-R	1
15.	Gear Leg - Tall - LH ** (-1 KPMG0227-L)	KPMG0227-L	1

* Standard Trike only

** Tundra Trike Only

9/11/2018

REV. A



FRONT S-21 OUTBOUND
TRIKE - STANDARD - WHEEL AND BRAKE INSTALLATION

MD5581
 REV. C

RANS S-21 OUTBOUND

PAGE

008A-04

TRIKE - STANDARD - WHEEL AND BRAKE INSTALLATION

TRIKE ONLY

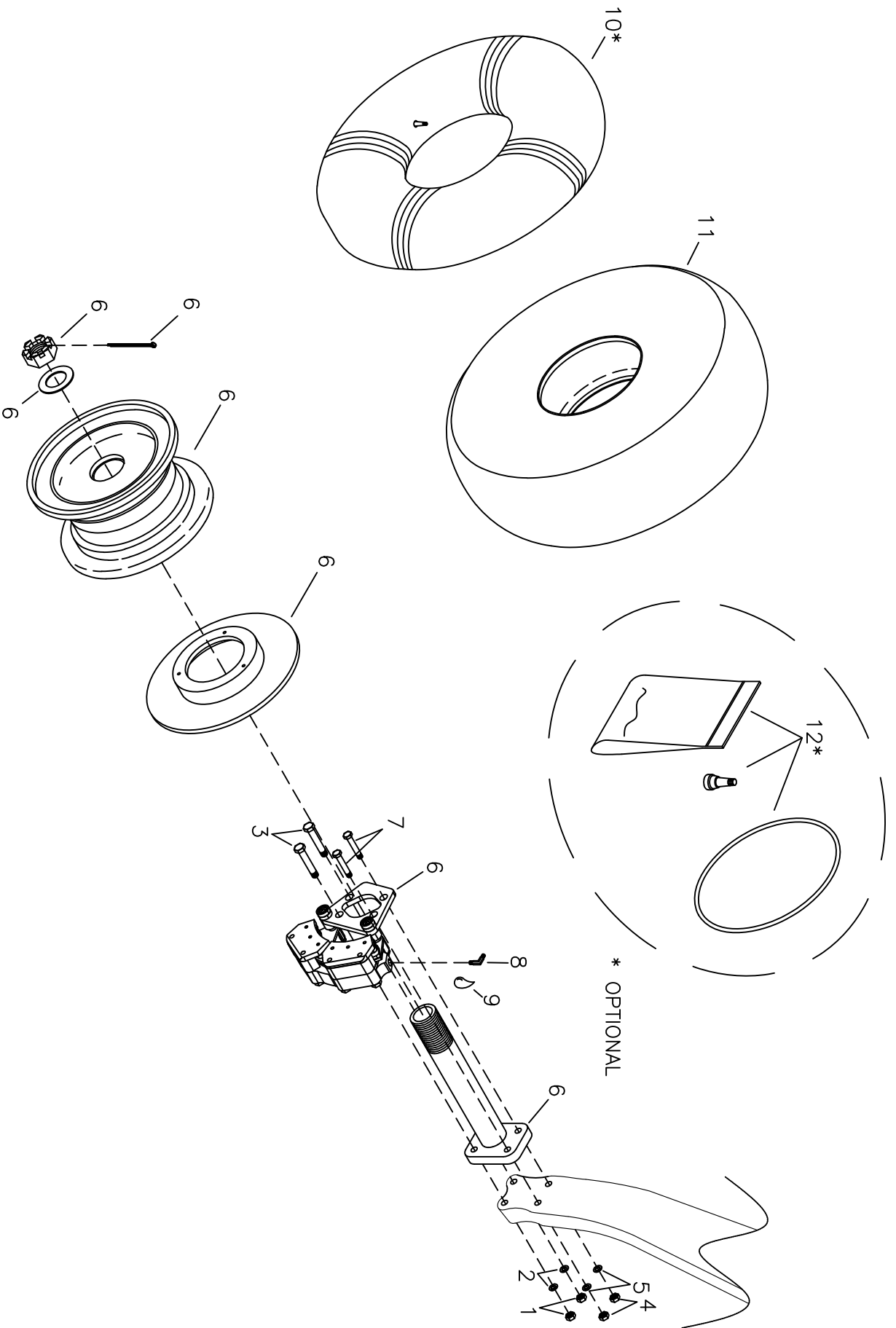
#	DESCRIPTION	PART NUMBER	QUANTITY
1.	3/8" Bolt	AN6-26A	4
2.	5/16" Bolt	AN5-25A	4
3.	Hyd Brake Assy - 6" Dual Piston	KSBS0050	2
4.	600 x 6 Tire	KSMG0008	2
5.	Optional - 600 x 6 Tube * (-2 KSBS0043)	KSMG0034	2
6.	45-degree Elbow - Flare 1/4" Tube to 1/8" NPT	AN823-4D	2
7.	5/16" Thin Washer	AN960-516L	4
8.	3/8" Thin Washer	AN960-616L	4
9.	5/16" Tensile Nut	AN365-524A	4
10.	3/8" Tensile Nut	AN365-624A	4
11.	Thread Sealant **	----	0
12.	Optional - MATCO Tubeless Kit for 6" Wheel * (-2 KSMG0034)	KSBS0043	2

* May be purchased seperately, call RANS Parts Dept. for pricing

** Builder Supplied

9/11/2018

REV. C



* OPTIONAL



RRR S-21 OUTBOUND

TRIKE - OPTIONS - TUNDRA - WHEEL AND BRAKE INSTALLATION

MD5581
REV. B

RANS S-21 OUTBOUND

PAGE

008A-04B

TRIKE - OPTIONS - TUNDRA - WHEEL AND BRAKE INSTALLATION

TRIKE ONLY KAAC0110

#	DESCRIPTION	PART NUMBER	QUANTITY
1.	3/8" Tensile Nut	AN365-624A	4
2.	3/8" Thin Washer	AN960-616L	4
3.	3/8" Bolt	AN6-26A	4
4.	5/16" Tensile Nut	AN365-524A	4
5.	5/16" Thin Washer	AN960-516L	4
6.	Hyd Brake Assy-6" Dual Piston	KSBS0050	2
7.	5/16" Bolt	AN5-25A	4
8.	45-degree Elbow - Flare 1/4" Tube to 1/8" NPT	AN823-4D	2
9.	Thread Sealant *	----	0
10.	Optional - 850-6 Tundra Tube** (-2 KSBS0043)	KSMG0031	2
11.	22" 850-6 Smooth Tundra Tire	KSMG0030	2
12.	Optional - MATCO Tubeless Kit for 6" Wheels ** (-2 KSMG0031	KSBS0043	2

* Builder Supplied

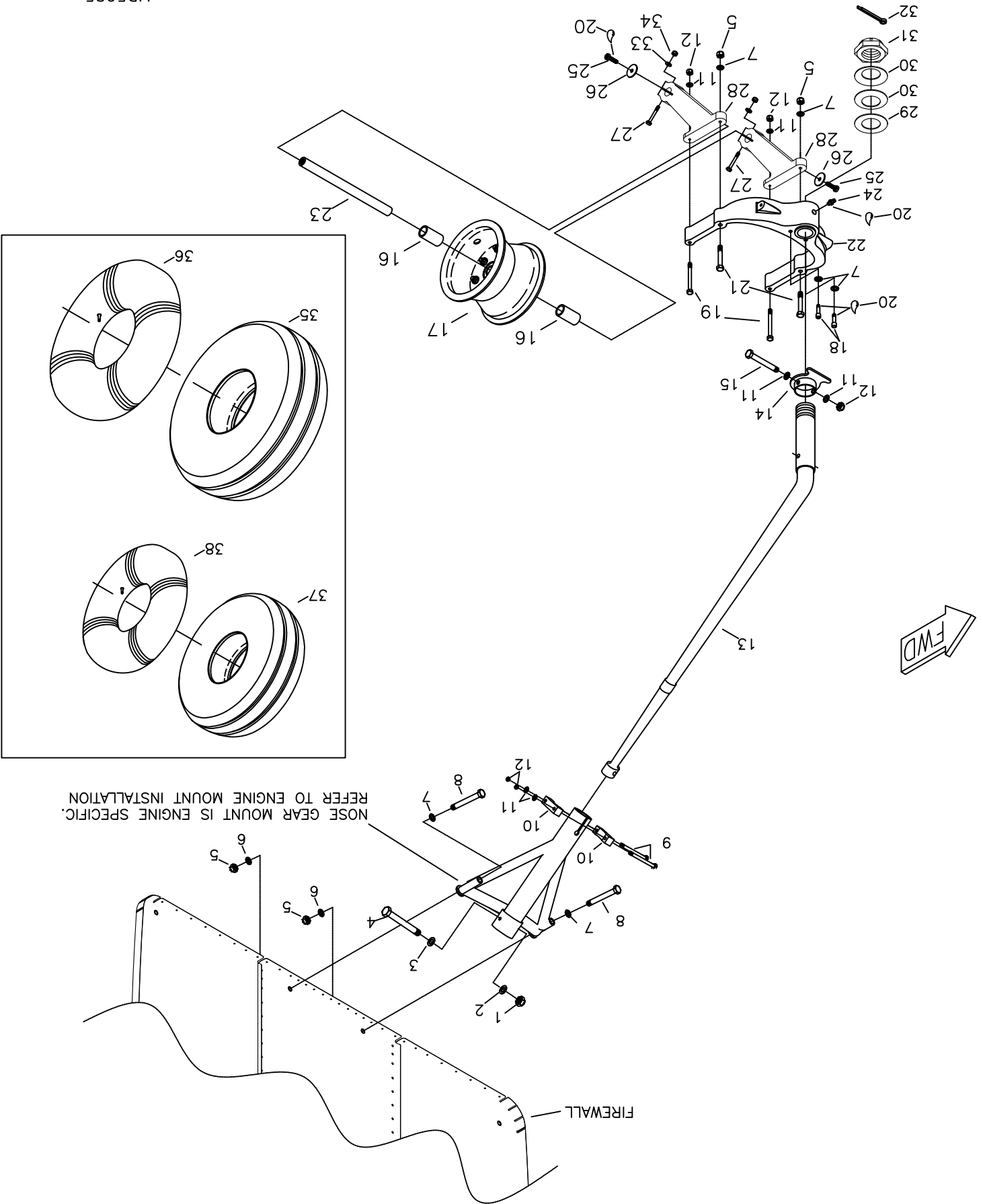
** May be purchased seperately, call RANS Parts Dept. for pricing

9/11/2018

REV. B

RRMS S-21 OUTBOUND NOSE GEAR INSTALLATION (standard and tundra)

MDS085
REV. B



RANS S-21 OUTBOUND

PAGE 008A-06

TRIKE - NOSE GEAR INSTALLATION

TRIKE ONLY (Standard and Tundra)

#	DESCRIPTION	PART NUMBER	QUANTITY
1.	3/8" Tensile Nut	AN365-624A	1
2.	3/8" Thick Washer	AN960-616	1
3.	3/8" Thin Washer	AN960-616L	1
4.	3/8" Close Tolerance Bolt	NAS6606-25	1
5.	5/16" Tensile Nut	AN365-524A	4
6.	5/16" Thick Washer	AN960-516	2
7.	5/16" Thin Washer	AN960-516L	6
8.	5/16" Bolt	AN5-34A	2
9.	1/4" Bolt	AN4-23A	2
10.	Nose Gear Clamp Block	KPNG0104	2
11.	1/4" Thin Washer	AN960-416L	6
12.	1/4" Tensile Nut	AN365-428A	5
13.	Nose Gear Strut	KPNG0090	1
14.	Nose Gear Collar	KPNG0087	1
15.	1/4" Close Tolerance Bolt	NAS6604-23	1
16.	Axle Spacer - Nose Wheel	KPNG0108*	1
17.	Nose Wheel 6"	KSNG0008	1
18.	5/16" Socket Head Screw	KSHW0083	2
19.	1/4" Bolt	AN4-20A	2
20.	Loc-tite Blue **	----	0
21.	5/16" Bolt	AN5-23A	2
22.	Nose Gear Fork Assembly	KANG0023	1
23.	Nose Wheel Axle	KPNG0114	1
24.	Grease Fitting	11-151	1
25.	1/4" Plain Bolt	1/4 x 1 BOLT	2
26.	1/4" Large Washer	AN970-4	2
27.	3/16" Bolt	AN3-14A	2
28.	Fork Blade	KPNG0113	2
29.	1 1/4" Washer	AN960-2016	1
30.	Spring Washer	KSHW0084	2
31.	1 1/4" Castle Nut	MS21025-20	1
32.	Cotter Pin - Large	MS24665-360	1
33.	3/16" Thin Washer	AN960-10L	2
34.	3/16" Shear Nut	AN364-1032A	2
35.	Tundra Nose Wheel Tire ****	KSMG0024	1
36.	Tundra Nose Wheel Tube ****	KSMG0023	1
37.	Standard Nose Wheel Tire ***	KSMG0008	1
38.	Standard Nose Wheel Tube ***	KSMG0016	1

*Builder Modifies

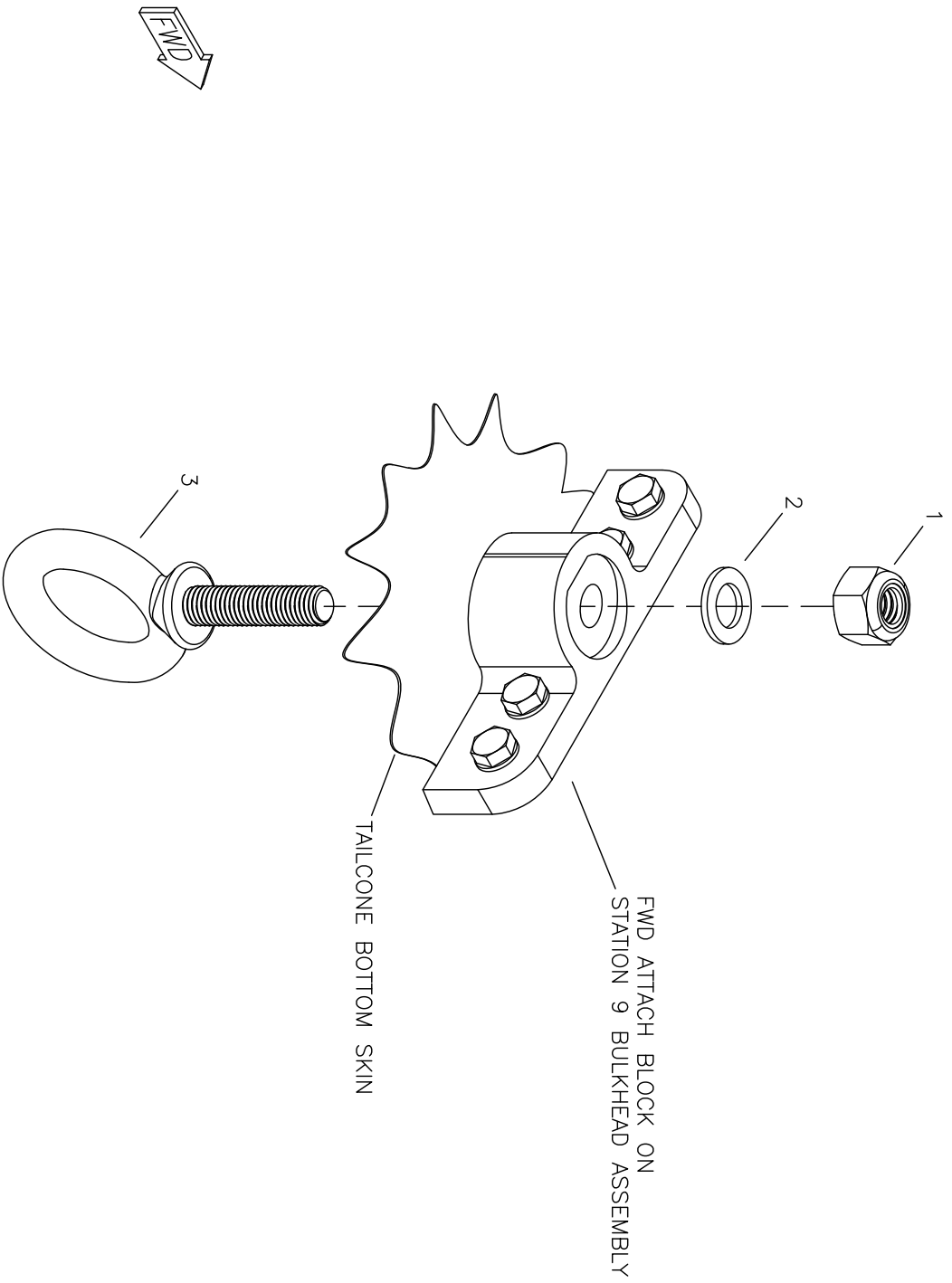
**Builder Supplied

***Standard Option Only

****Tundra Option Only

9/11/2018

REV. A



**REVISIONS S-21 OUTBOUND
TRIKE - TAIL TIE-DOWN INSTALLATION**

MD55594
REV. - ORIG

RANS S-21 OUTBOUND

PAGE

008A-08

TRIKE - TAIL TIE-DOWN INSTALLATION

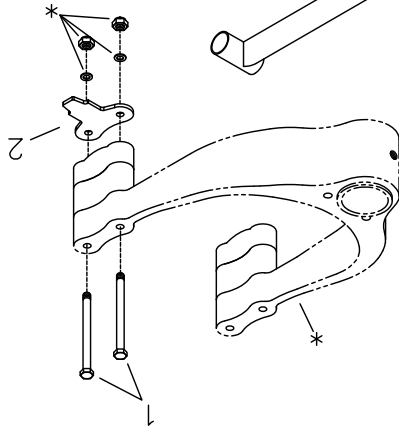
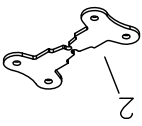
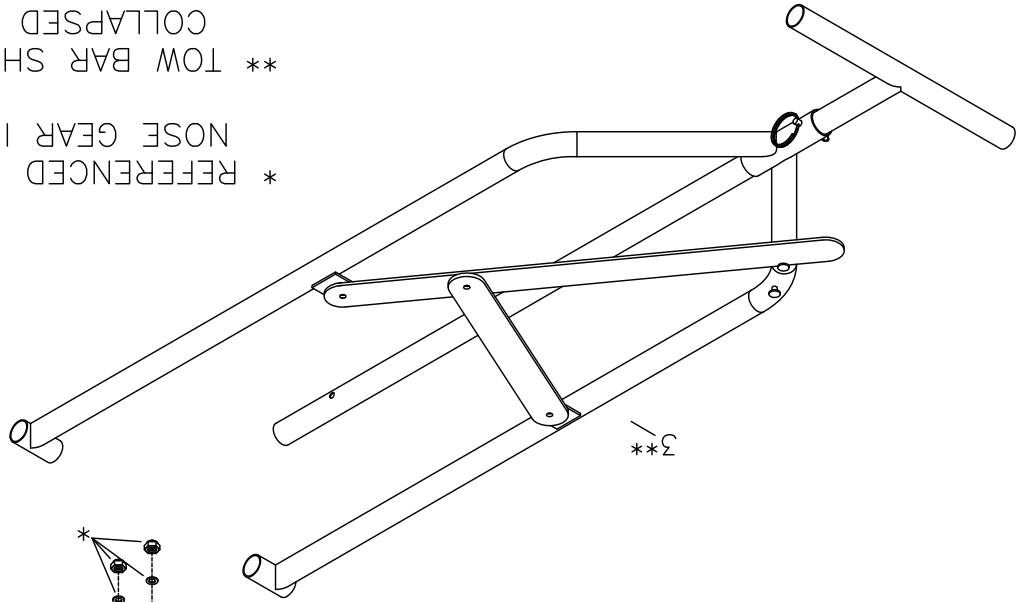
TRIKE ONLY

<u>#</u>	<u>DESCRIPTION</u>	<u>PART NUMBER</u>	<u>QUANTITY</u>
1.	5/16" Course Thread Tensile Nut	KSHW0106	1
2.	5/16" Thin Washer	AN960-516L	1
3.	Trike Tie-Down Eye Bolt	KSHW0105	1

RRANDS S-21 OUTBOUND TRIKE - OPTIONS - TOW BAR INSTALLATION

MDS480
REV. - ORIG

* REFERENCED FROM
NOSE GEAR INSTALLATION
** TOW BAR SHOWN IN
COLLAPSED STORAGE
CONFIGURATION



ONLY LEFT HAND SIDE SHOWN FOR CLARITY

RANS S-21 OUTBOUND

PAGE

008A-10

TRIKE - OPTIONS - TOW BAR INSTALLATION

TRIKE ONLY

<u>#</u>	<u>DESCRIPTION</u>	<u>PART NUMBER</u>	<u>QUANTITY</u>
1.	1/4" Bolt	AN4-36A	4
2.	Nose Gear Tow Plate *	KPNG0101	1
3.	Tow Bar & Storage Bag **	KPAC0233	0

* Builder modifies

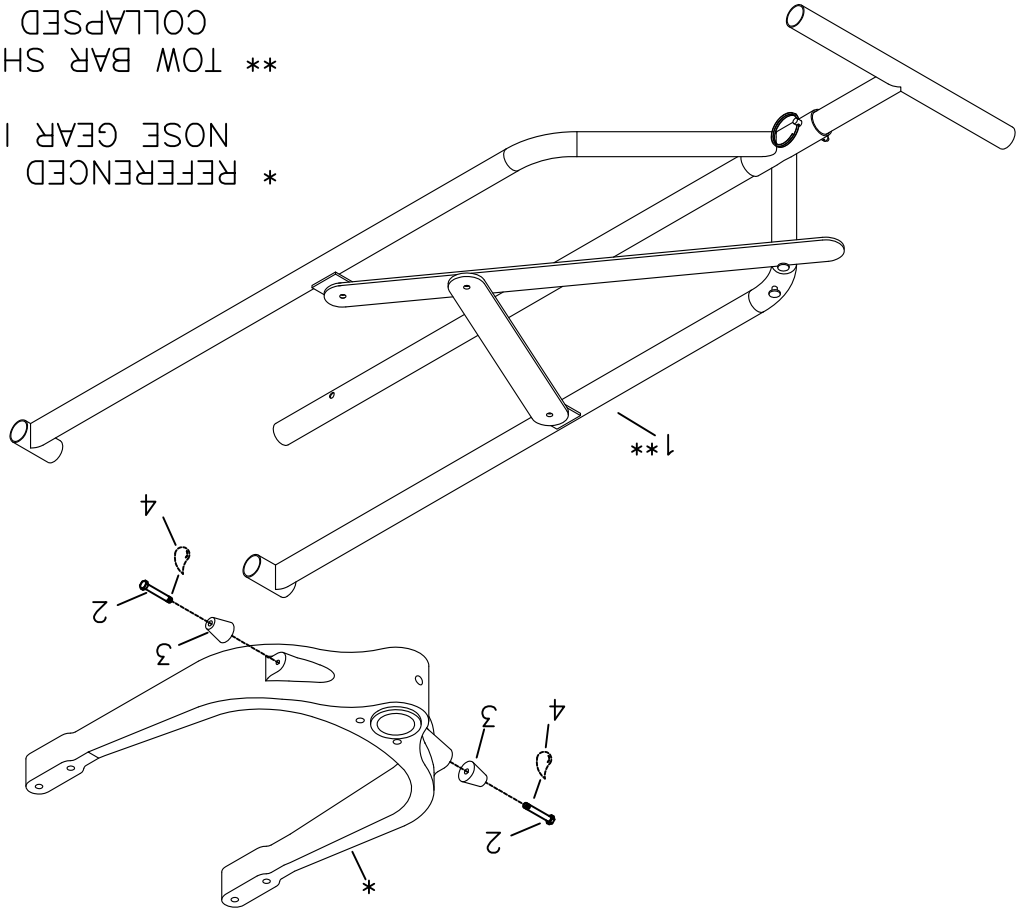
** May be purchased seperately, call RANS Parts Dept. for pricing

9/11/2018
REV. - ORIG

RRANDS S-21 OUTBOUND TRIKE - OPTIONS - TUNDRA NOSE GEAR TOW BAR INSTALLATION

MDS480
REV. - ORIG

* REFERENCED FROM
NOSE GEAR INSTALLATION
** TOW BAR SHOWN IN
COLLAPSED STORAGE
CONFIGURATION



RANS S-21 OUTBOUND

PAGE

008A-12

TRIKE - OPTIONS - TUNDRA NOSE GEAR - TOW BAR INSTALLATION

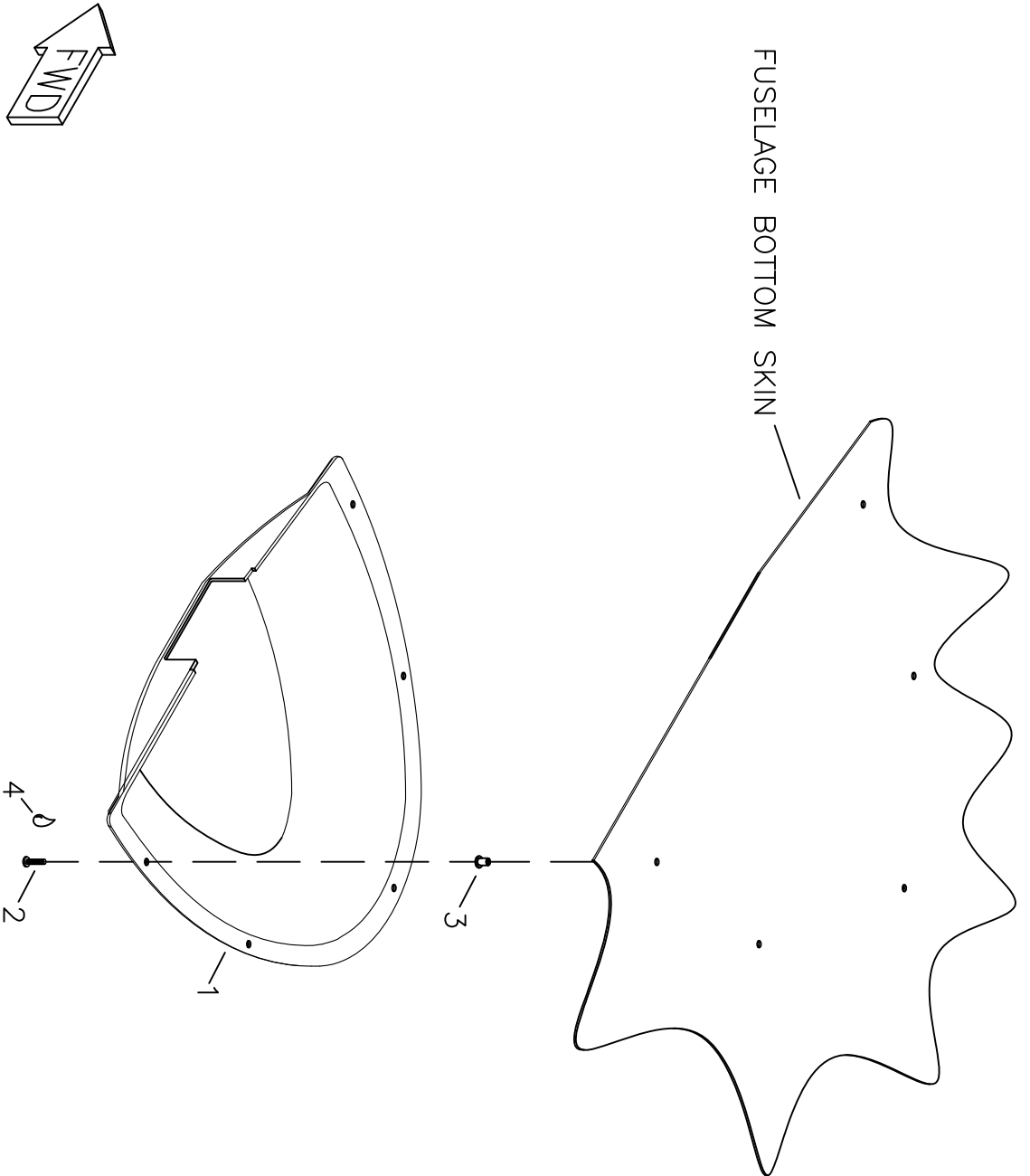
TRIKE ONLY

#	DESCRIPTION	PART NUMBER	QUANTITY
1.	Tow Bar & Storage Bag *	KPAC0233	0
2.	1/4" Bolt	AN4-11A	2
3.	Tow Bar Bushing	KPNG0109	2
4.	Loctite Blue **	-----	0

* May be purchased separately, call RANS Parts Dept. for pricing

** Builder Supplied

9/11/2018
REV. - ORIG



LEFT-HAND SHOWN

**RRRND S-21 OUTBOUND
BELLY FAIRINGS**

MD5581
REV. A

RANS S-21 OUTBOUND

PAGE

008B-02

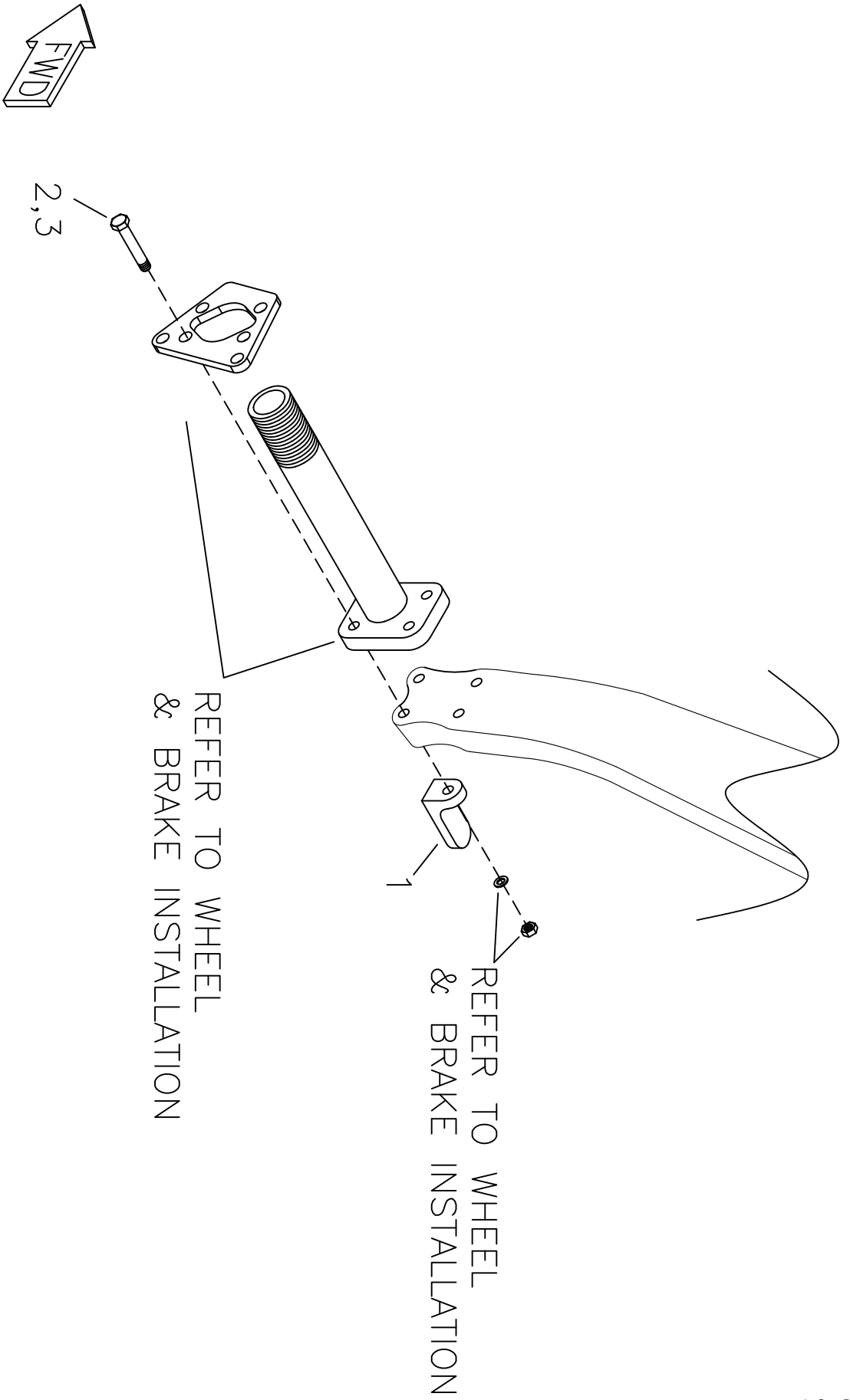
BELLY FAIRINGS

<u>#</u>	<u>DESCRIPTION</u>	<u>PART NUMBER</u>	<u>QUANTITY</u>
1.	Belly Fairing - RH	KPFU0753-R	1
1.	Belly Fairing - LH	KPFU0753-L	1
2.	3/16" Truss Head Screw	AN526-C1032-R12	10
3.	3/16" Rivet Nut	MS27130-A25K	10
4.	Loctite Blue *	-----	0

* Builder Supplied

9/11/2018

REV. A



**OPTION S-21 OUTBOUND
 JACK LUG**

MD5581
 REV. - ORIG

RANS S-21 OUTBOUND

PAGE

008C-02

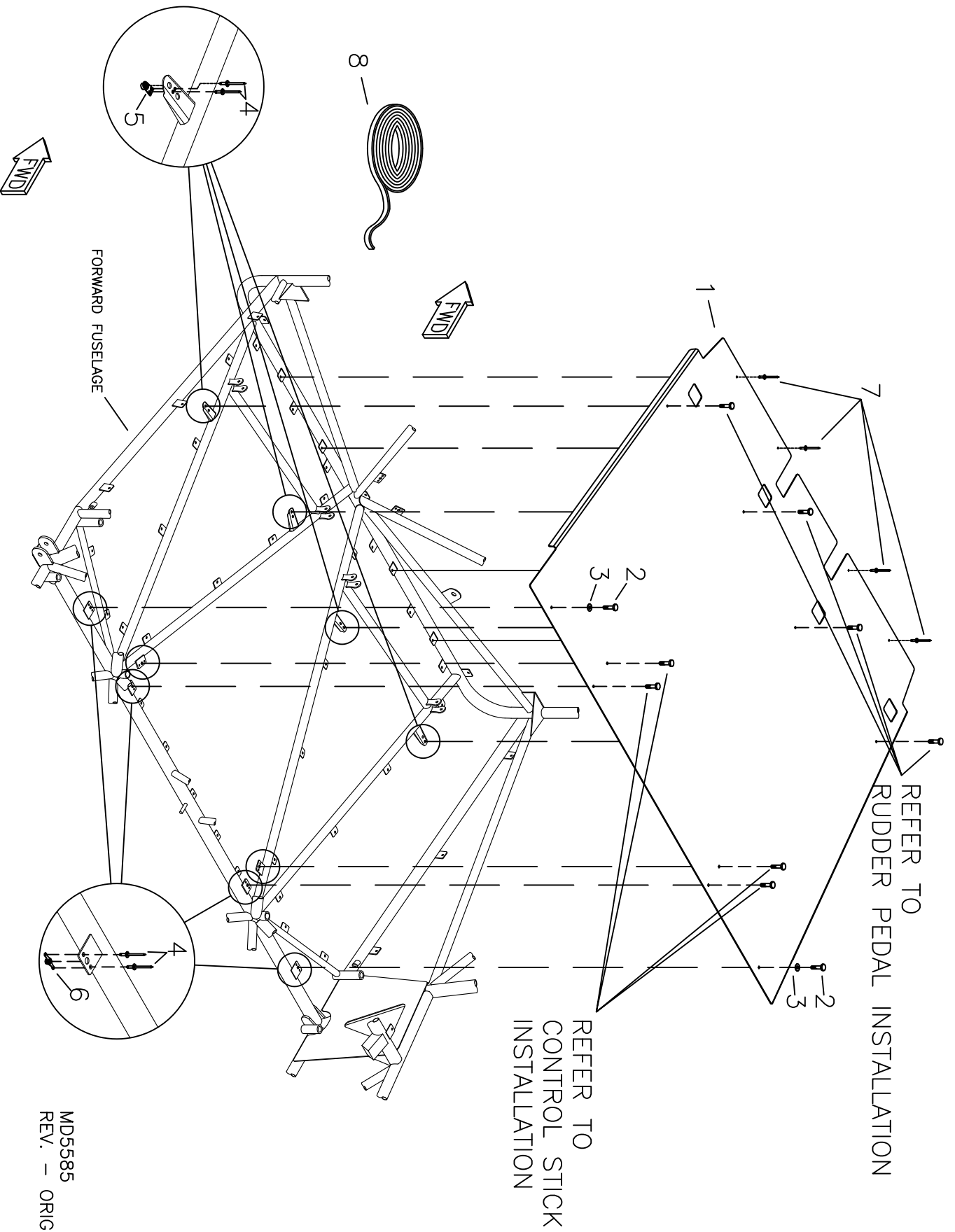
OPTIONS - JACK LUG

#	DESCRIPTION	PART NUMBER	QUANTITY
1.	Jack Lug *	KPMG0240	2
2.	3/8" Bolt ** (-2 AN6-26A)	AN6-30A	2
3.	3/8" Bolt *** (-2 AN6-30A) (Dual Piston Hardware)	AN6-31A	2

* May be purchased separately, call RANS Parts Dept. for pricing

** On Wheels other than KSBS0049 / 50, use a bolt 3 dashes longer than originally supplied

9/11/2018
REV. - ORIG



**RRRINDS S-21 OUTBOUND
FUSELAGE - FLOORBOARD INSTALLATION**

MD5585
REV. - ORIG

RANS S-21 OUTBOUND
FUSELAGE - FLOORBOARD INSTALLATION

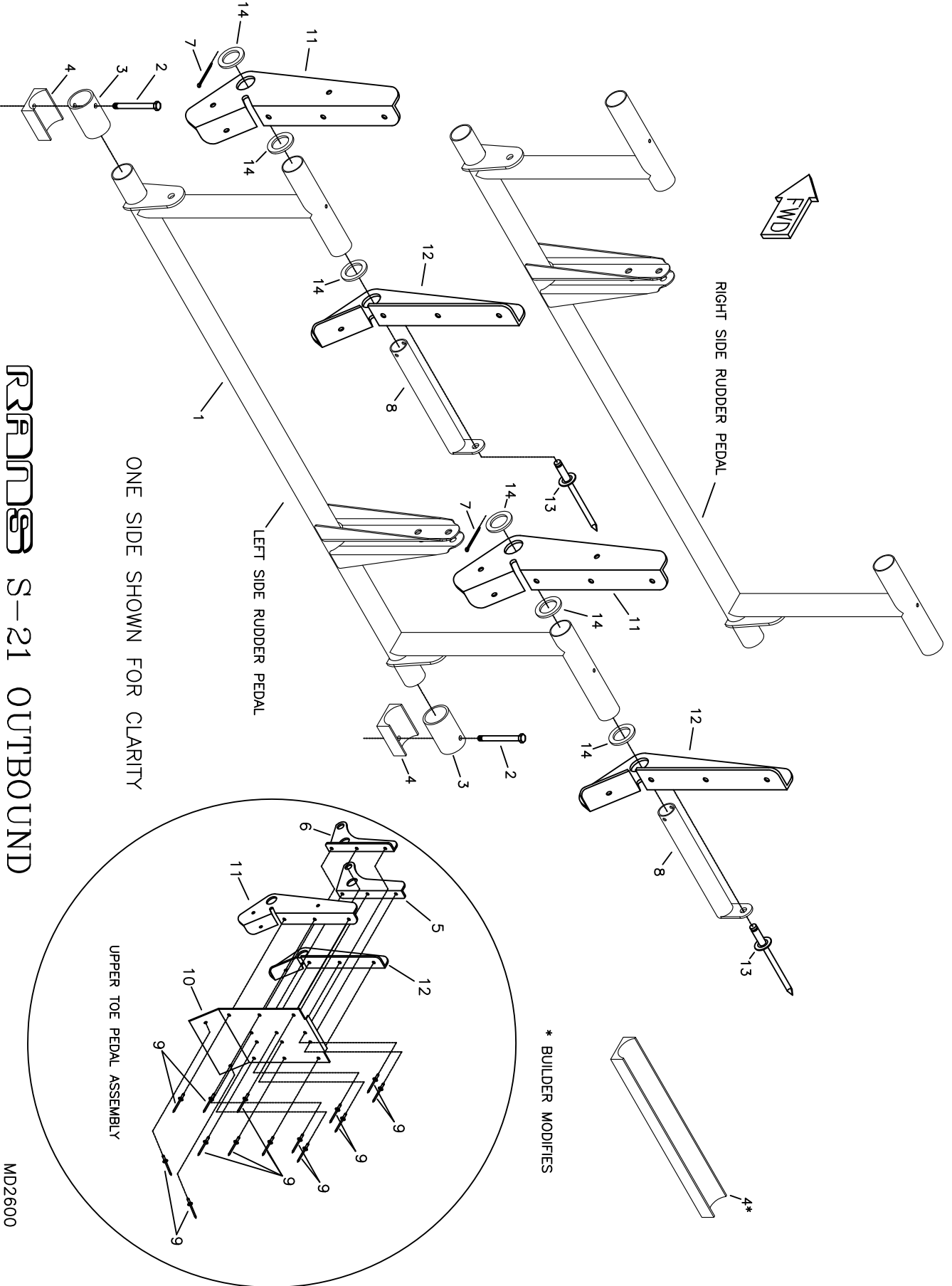
PAGE

009-02

#	DESCRIPTION	PART NUMBER	QUANTITY
1.	Floorboard	KPIN0139	1
2.	3/16" Bolt	AN3-3A	2
3.	3/16" Thin Washer	AN960-10L	2
4.	3/32" Aluminum Rivet	40APR1/8	20
5.	3/16" Side by Side Nut Plate	MS21086-L3	4
6.	3/16" Nut Plate	K-1000-3	6
7.	1/8" Aluminum Rivet - Avex	1691-0410	4
8.	1/2" Black Foam Tape *	----	0

* Builder Supplied

9/11/2018
REV. - ORIG



ONE SIDE SHOWN FOR CLARITY

RRAND S-21 OUTBOUND FUSELAGE - RUDDER PEDAL INSTALLATION

UPPER TOE PEDAL ASSEMBLY

* BUILDER MODIFIES

MD2600
REV. - A

RANS S-21 OUTBOUND

FUSELAGE - RUDDER PEDAL INSTALLATION

PAGE

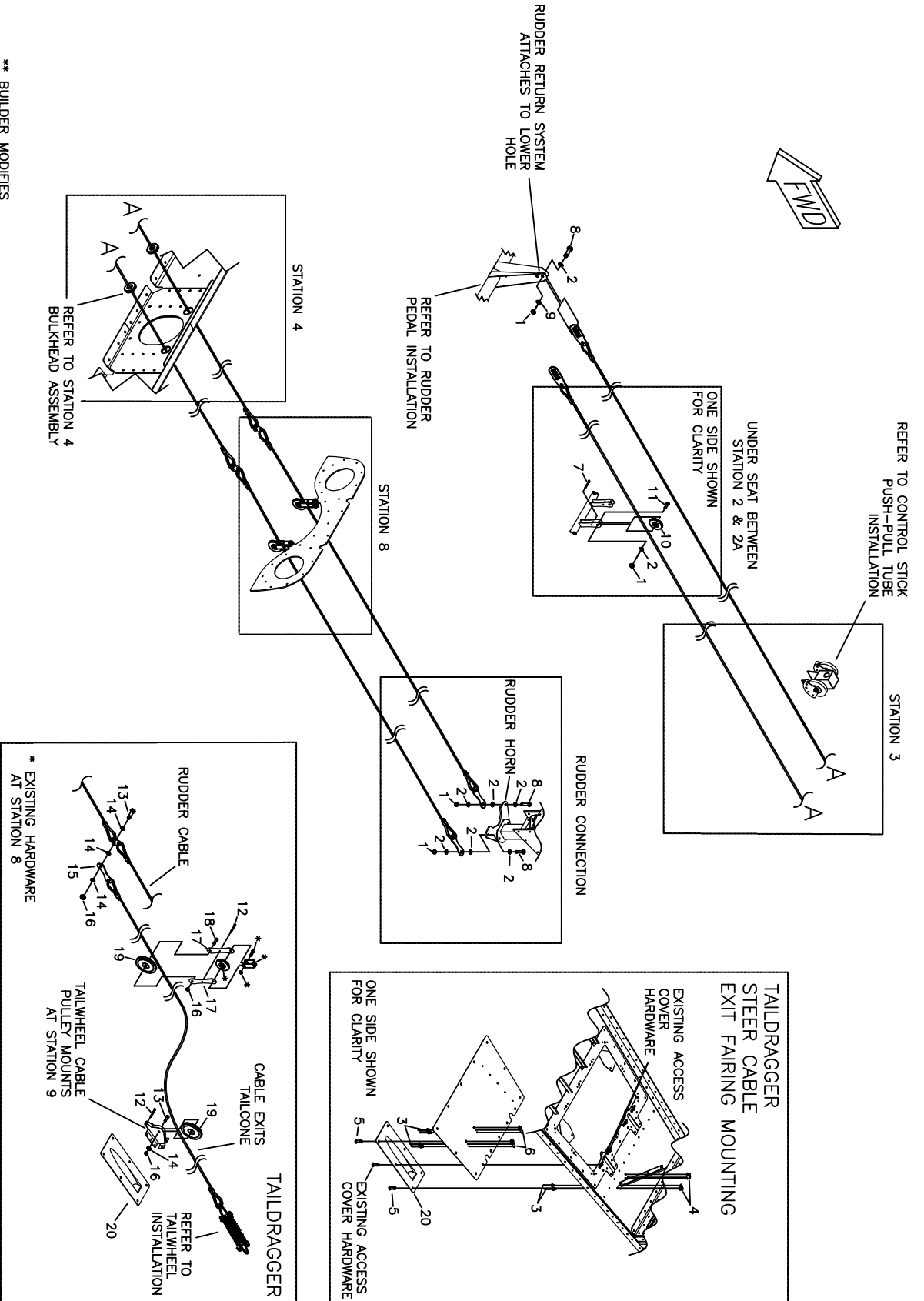
009A-02

#	DESCRIPTION	PART NUMBER	QUANTITY
1.	Rudder Pedal	KPCS0306	2
2.	3/16" Bolt	AN3-12A	4
3.	Rudder Pedal Bushing	KPCS0017	4
4.	Brake Saddle *	KPCS0319	1
5.	Rudder Pedal - Cylinder Attach Bracket - RH	KPCS0300-R	4
6.	Rudder Pedal - Cylinder Attach Bracket - LH	KPCS0300-L	4
7.	Large Cotter Pin	MS24665-285	4
8.	Swivel Bushing	KPCS0056	4
9.	1/8" Stainless Steel Rivet - Cherry Q	CCPQ-42	56
10.	Rudder Pedal - Web	KPCS0301	4
11.	Rudder Pedal - Hinge Plate - LH	KPCS0302-L	4
12.	Rudder Pedal - Hinge Plate - RH	KPCS0302-R	4
13.	3/16" Stainless Steel Rivet - Cherry Q	CCPQ-62	4
14.	1/2" Plastic Washer	KSAC0005	12

* Builder Modifies

9/11/2018

REV. - A



** BUILDER MODIFIES

R3900 S-21 OUTBOUND FUSELAGE - RUDDER SYSTEM INSTALLATION

RANS S-21 OUTBOUND

FUSELAGE - RUDDER SYSTEM INSTALLATION

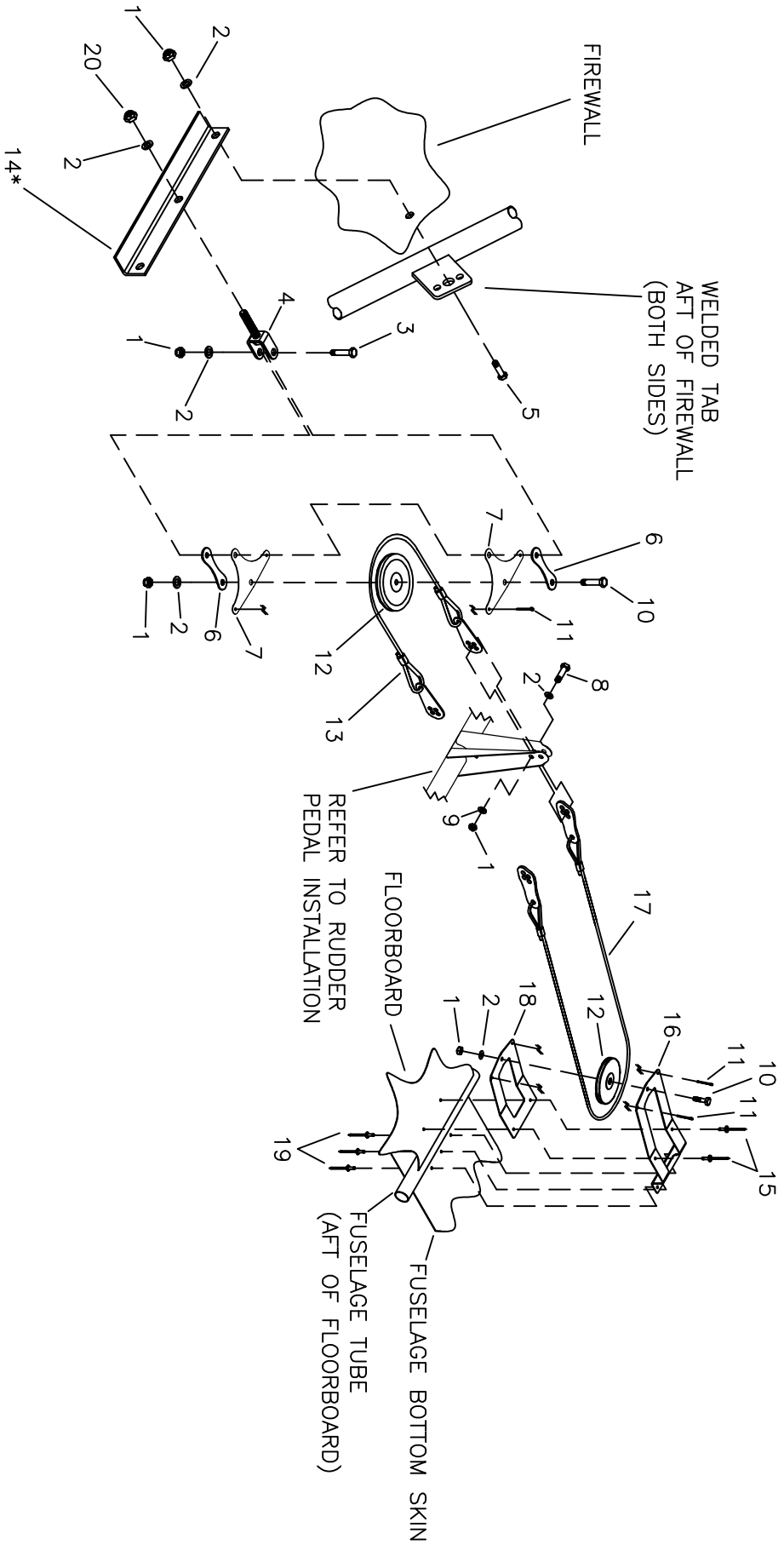

PAGE 009B-02

#	DESCRIPTION	PART NUMBER	QUANTITY
1.	3/16" Shear Nut	AN364-1032A	4
2.	3/16" Thin Washer	AN960-10L	10
3.	3/32" Aluminum Rivet *	40APR1/8	16
4.	8-32 Corner Nut Plate *	K-3000-08	4
5.	8-32 Machine Screw *	AN526-832R6	8
6.	8-32 Single-Ear Nut Plate	MS21051-08	4
7.	Small Cotter Pin	MS24665-134	2
8.	3/16" Bolt	AN3-5A	4
9.	3/16" Thick Washer	AN960-10	2
10.	Small Pulley	AN210-1A	2
11.	3/16" Bolt	AN3-6A	2
12.	Small Cotter Pin *	MS24665-134	4
13.	3/16" Bolt *	AN3-5A	4
14.	3/16" Thin Washer	AN960-10L	8
15.	Tailwheel Steer Cable Assembly *	KPCS0308	2
16.	3/16" Shear Nut *	AN364-1032A	6
17.	Tang * **	KPAC0038	4
18.	3/16" Bolt *	AN3-6A	2
19.	Pulley *	AN210-2A	4
20.	Tailwheel Steer Cable Exit Fairing *	KPFU0755	2

* Taildragger Only - Supplied with Taildragger Gear Kit

** Builder Modifies

9/11/2018
REV. A



* BUILDER MODIFIES

RRR-100 S-21 OUTBOUND FUSELAGE - RUDDER RETURN SYSTEM

RANS S-21 OUTBOUND

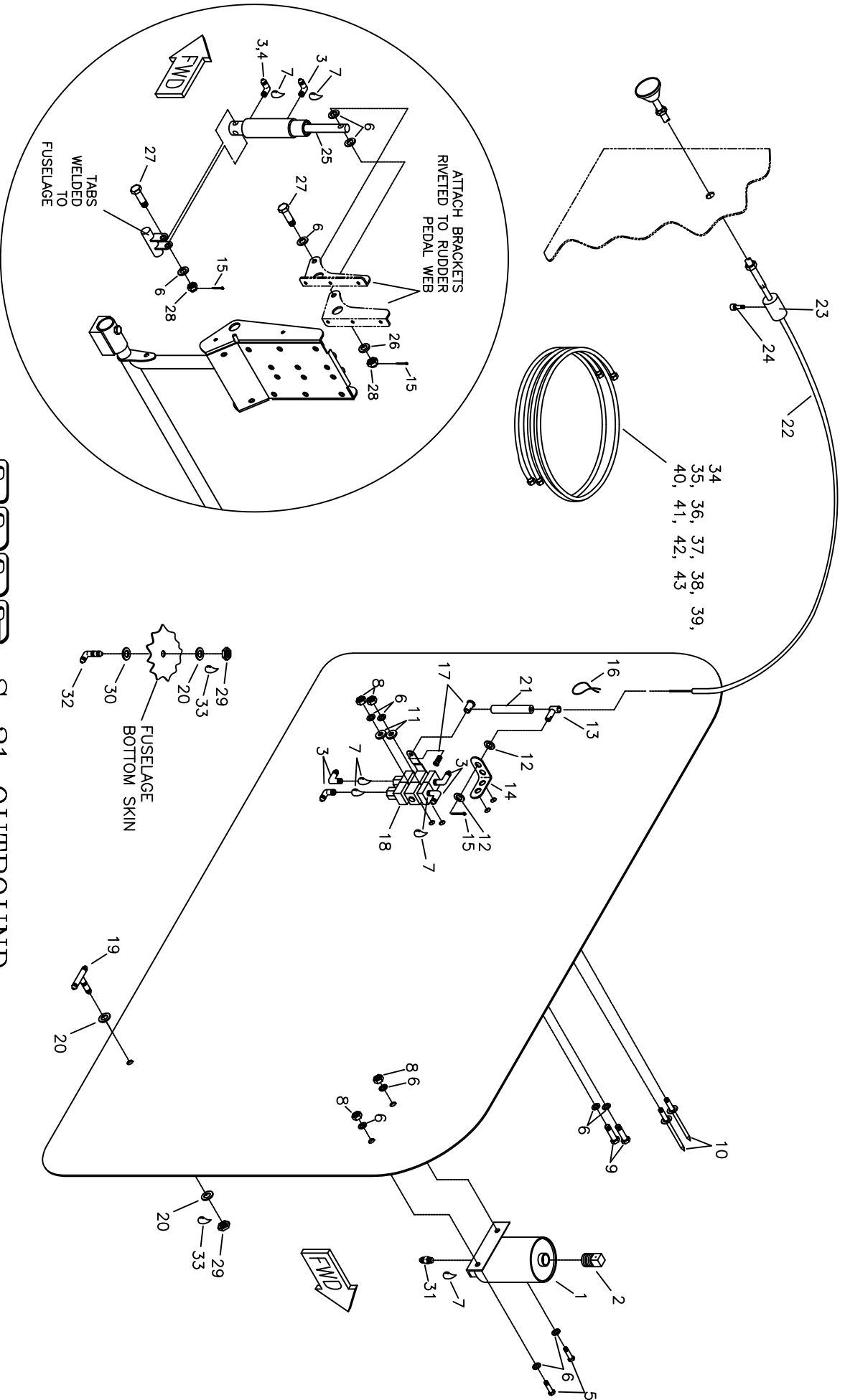
FUSELAGE - RUDDER RETURN SYSTEM

PAGE 009B-04

#	DESCRIPTION	PART NUMBER	QUANTITY
1.	3/16" Shear Nut	AN364-1032A	6
2.	3/16" Thin Washer	AN960-10L	8
3.	3/16" Bolt	AN3-7A	1
4.	Rudder Return Tension Fitting	KPCS0334	1
5.	3/16" Bolt	AN3-4A	2
6.	Hummer Tang	T12-HT6	2
7.	Pulley Cable Keeper	KPCS0317	2
8.	3/16" Bolt	AN3-5A	2
9.	3/16" Thick Washer	AN960-10	2
10.	3/16" Bolt	AN3-6A	2
11.	Small Cotter Pin	MS24665-134	4
12.	Pulley	AN210-2A	2
13.	Rudder Pedal Return Cable	KACS0036	1
14.	Return Pulley Mount Angle *	KPCS0318	1
15.	1/8" Stainless Steel Rivet - Cherry Q	CCPQ-43	2
16.	AFT Rudder Return Pulley - Upper Keeper	KPCS0323	1
17.	AFT Rudder Return Cable	KACS0037	1
18.	AFT Rudder Return Pulley - Lower Keeper	KPCS0324	1
19.	1/8" Stainless Steel Rivet - Cherry Q	CCPQ-42	3
20.	3/16" Tensile Nut	AN365-1032A	1

* Builder Modifies

9/11/2018
REV. A



RRAND S-21 OUTBOUND FUSELAGE - HYDRAULIC BRAKE INSTALLATION

MD2600
REV. A

FUSELAGE - HYDRAULIC BRAKE INSTALLATION

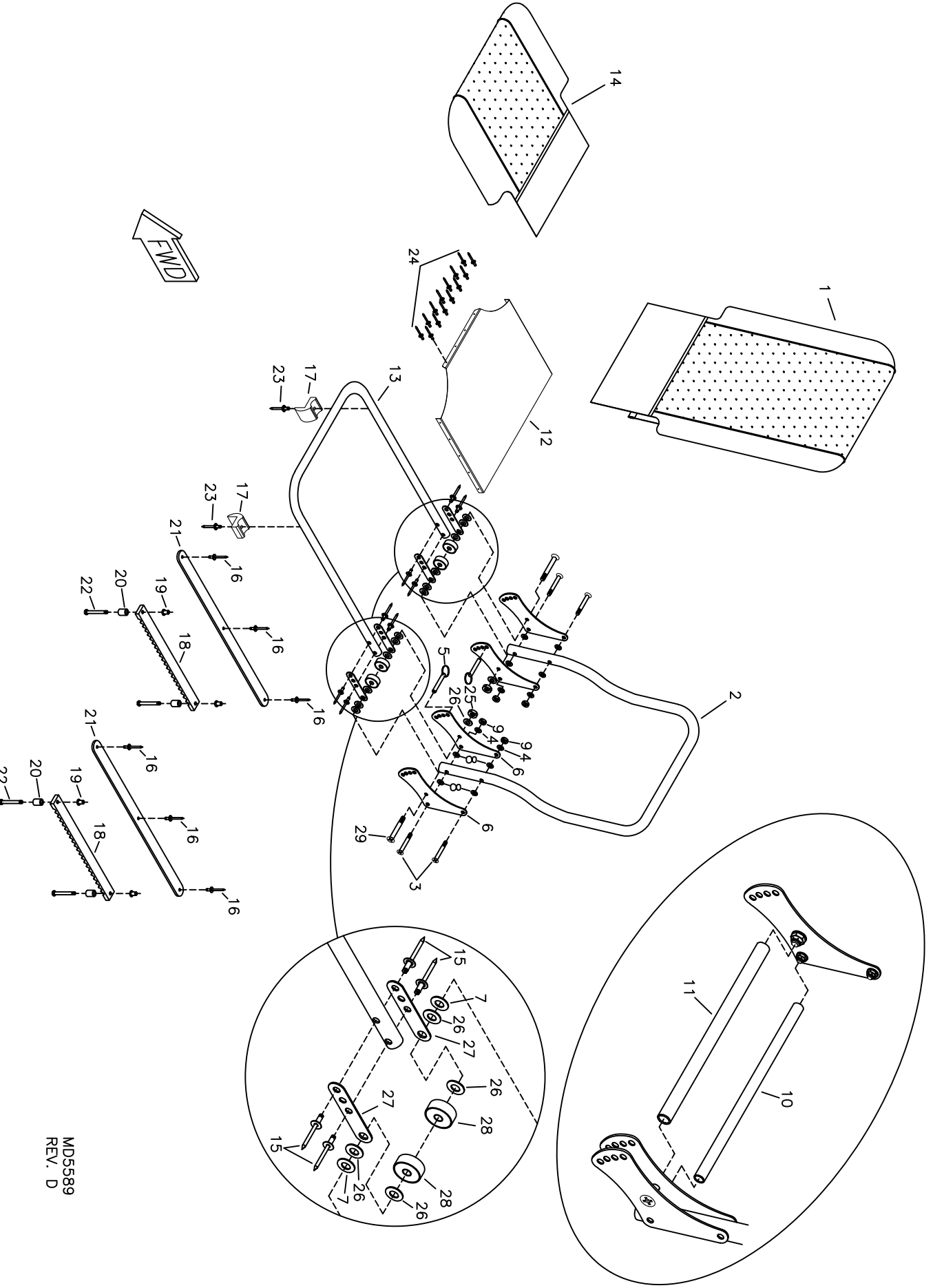
#	DESCRIPTION	PART NUMBER	QUANTITY
1.	Hydraulic Brake Reservoir	KSBS0034	1
2.	Vented 1/8" Cap Plug *	----	0
3.	90-degree Elbow - Flare 1/4" Tube to 1/8" NPT	AN822-4D	11
4.	45-degree Elbow - Flare 1/4" Tube to 1/8" NPT	AN823-4D	1
5.	3/16" Bolt	AN3-3A	2
6.	3/16" Thin Washer	AN960-10L	16
7.	Thread Sealant **	----	0
8.	3/16" Shear Nut	AN364-1032A	4
9.	3/16" Bolt	AN3-11A	2
10.	3/16" Stainless Steel Rivet - Cherry Q	CCPQ-62	2
11.	Rubber Washer ***	----	0
12.	1/4" Thick Washer	AN960-416	2
13.	Cable Housing Swivel Stop	KPBS0009	1
14.	Cable Housing Swivel Stop Bracket	KPBS0010	1
15.	Small Cotter Pin	MS24665-134	13
16.	Safety Wire **	----	0
17.	Cable Swivel Stop & Screw	2361	1
18.	Parking Brake	KSBS0007	1
19.	Bulkhead Tee - Flare 1/4" Tube	AN834-4D	1
20.	7/16" Thick Washer	AN960-716	4
21.	Blue Fuel Line - 1/4"	FS-FL	2 in
22.	Control Cable	4-336	1
23.	Cable Friction Block	T-STOP	1
24.	Socket Head Cap Screw	T-SC	1
25.	Master Brake Cylinder w/ Drilled Shaft	KSBS0048	4
26.	3/16" Thick Washer	AN960-10	4
27.	3/16" Bolt - Drilled Shank	AN3-10	8
28.	3/16" Castle Nut	AN310-3	8
29.	Nut - Flared Tube Bulkhead	AN924-4D	3
30.	7/16" Thin Washer	AN960-716L	2
31.	Straight Fitting - Flare 1/4" Tube to 1/8" NPT	AN816-4D	1
32.	Bulkhead 90-degree Elbow - Flare 1/4" Tube	AN833-4D	2
33.	Loctite Blue **	----	0
34.	Braided Brake Line Kit - S-20 / S-21	KSBS0038	1
35.	Braided Line - 22" - Reservoir to Bulkhead Tee ****	KSBS0038-1	0
36.	Braided Line - 9" - Bulkhead Tee to Cylinders ****	KSBS0038-2	0
37.	Braided Line - 18.75" - RH to LH Cylinders ****	KSBS0038-3	0
38.	Braided Line - 15" - LH Cylinders to Park Valve ****	KSBS0038-4	0
39.	Braided Line - 30" - Bulkhead to Wheel Brakes ****	KSBS0038-7	0
40.	Braided Line - 87" - Park Valve to RH Bulkhead - TR *****	KSBS0051	1
41.	Braided Line - 69" - Park Valve to LH Bulkhead - TR *****	KSBS0052	1
42.	Braided Line - 43" - Park Valve to RH Bulkhead - TD *****	KSBS0053	1
43.	Braided Line - 63" - Park Valve to LH Bulkhead - TD *****	KSBS0054	1

* Supplied with Brake Reservoir.

** Builder supplied *** Supplied with Parking Brake

**** Supplied with KSBS0038

***** Supplied with Gearleg



**RRRMOB S-21 OUTBOUND
FUSELAGE - SLIDING SEAT ASSEMBLY**

MD5589
REV. D

RANS S-21 OUTBOUND
FUSELAGE - SLIDING SEAT ASSEMBLY

PAGE

009D-02

#	DESCRIPTION	PART NUMBER	QUANTITY
1.	Seat Back Cushion	KAST0035	2
2.	Seat Back Frame	ST-SBF	2
3.	3/16" Countersunk Machine Screw (100 degree)	MS24694-S67	8
4.	3/16" Thin Washer	AN960-10L	8
5.	1/4" Quick Pin	PIN 1/4X1.2	4
6.	Seat Side Plate	KPST0130	8
7.	1/4" Plastic Washer	PW-4	8
8.	3/16" Thick Washer	AN960-10	16
9.	3/16" Shear Nut	AN364-1032A	8
10.	Seat Back Tube	KPST0136	2
11.	Seat Bottom Tube	KPST0135	2
12.	Seat Bottom Pan	KPST0131	2
13.	Sliding Seat Bottom Frame	KPST0127	2
14.	Seat Bottom Cushion	KAST0036	2
15.	3/16" Stainless Steel Rivet - Cherry Q	CCPQ-62	16
16.	1/8" Stainless Steel Rivet - Flush (120 degree)	CCC-42	12
17.	Slider Block	KPST0124	4
18.	Sliding Seat Position Rail	KPST0128	4
19.	3/16" Rivet Nut	MS27130-A25K	8
20.	Seat Stop Tube, 3/8" x .095" x 1/2" *	KPST0132	1
21.	Sliding Seat Rail Plate	KPST0129	4
22.	3/16" Bolt	AN3-11A	8
23.	3/16" Stainless Steel Rivet - Cherry Q	CCPQ-64	4
24.	1/8" Aluminum Rivet - Avex	1691-0410	28
25.	1/4" Shear Nut	AN364-428A	4
26.	1/4" Thin Washer	AN960-416L	20
27.	Multi-Hole Tang	ST-16-FLAT	8
28.	Bearing	SR4APP	8
29.	1/4" Countersunk Machine Screw (100 degree)	MS24694-S111	4

* Fabricate from Raw Stock

** Builder determines length

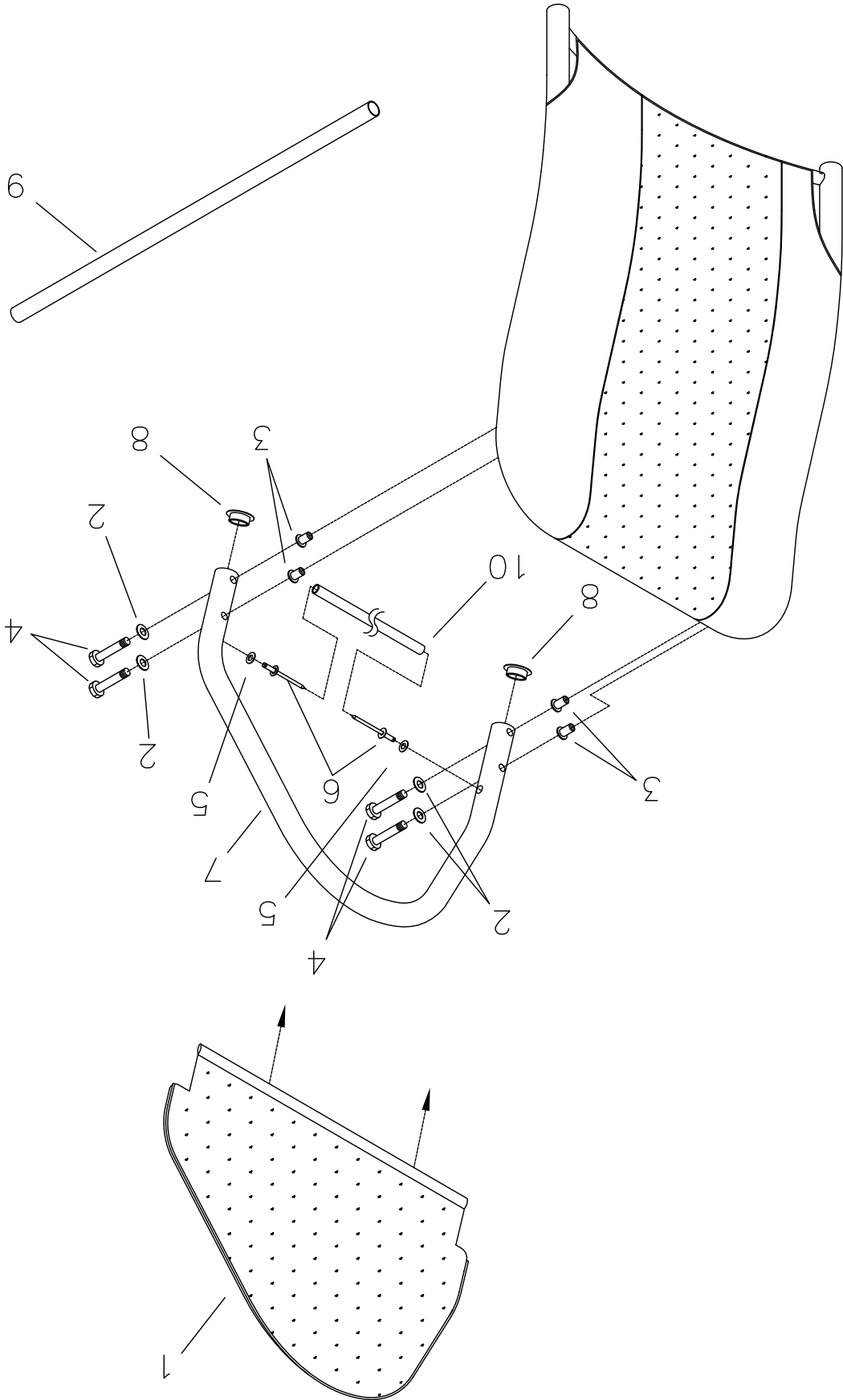
9/11/2018

REV. D

FUSELAGE - OPTIONS - HEADREST ASSEMBLY

MD5108

RRRND S-21 OUTBOUND



RANS S-21 OUTBOUND

PAGE

009D-04

FUSELAGE - OPTIONS - SEAT HEADREST INSTALLATION

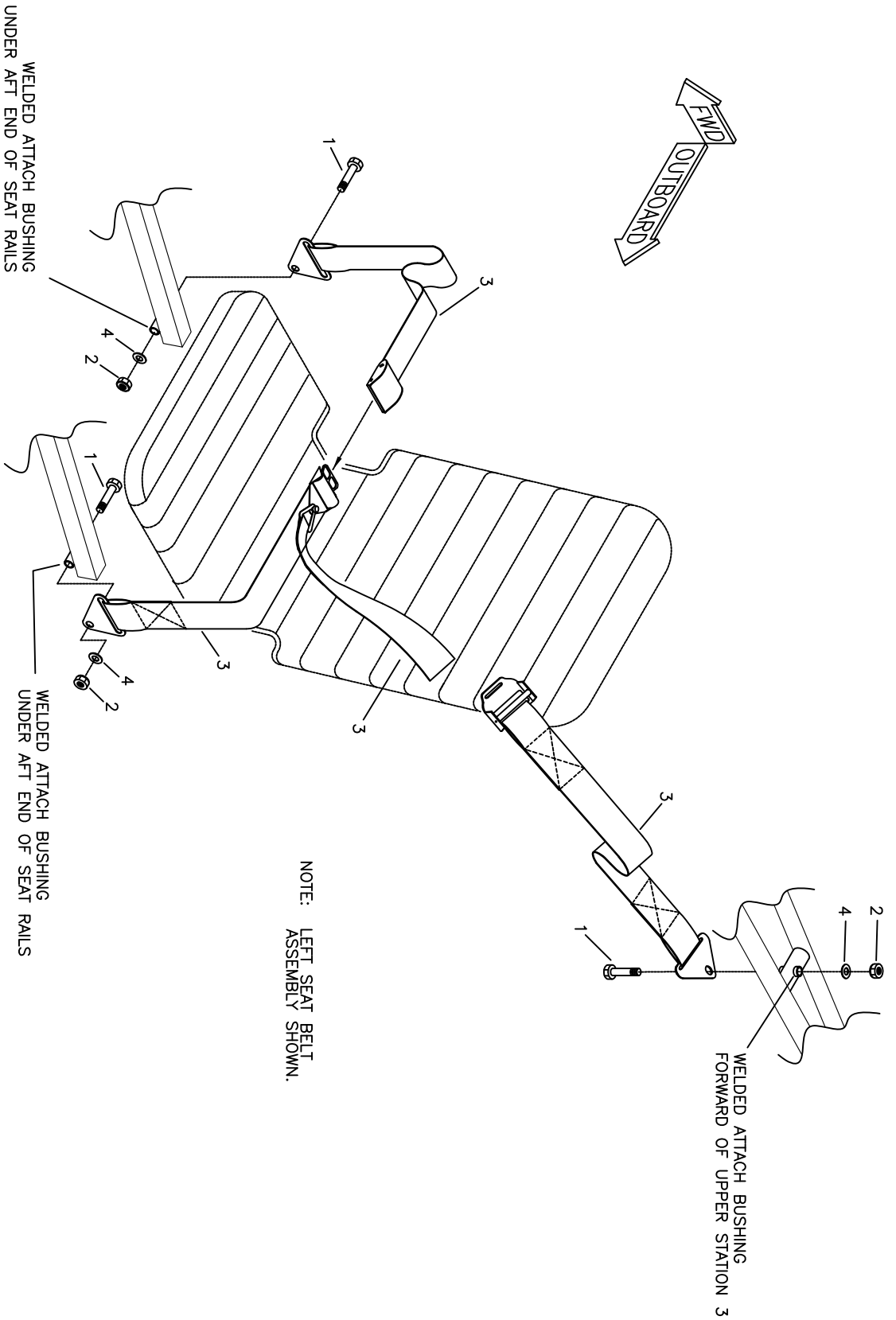
<u>#</u>	<u>DESCRIPTION</u>	<u>PART NUMBER</u>	<u>QUANTITY</u>
1.	Headrest Cover	ST-HRC-A	2
2.	3/16" Thin Washer	AN960-10L	8
3.	3/16" Rivet Nut	MS27130-A25K	8
4.	3/16" Bolt	AN3-13A	8
5.	3/16" Thick Washer	AN960-10	4
6.	3/16" Aluminum Rivet - Cherry Q	AAPQ-64	4
7.	Headrest Frame	ST-HRF(6/12)	2
8.	1" End Cap	1 CAP	4
9.	Seat & Headrest - Raw Stock Kit	KAAC0014	2
10.	Headrest Internal Tube, 1/2" x .035 x X * **	KAAC0014-1	0

* Fabricate from Raw Stock

** Builder determines length

9/11/2018

REV. - ORIG



RRRrrrr S-21 OUTBOUND
FUSELAGE - SEAT BELT INSTALLATION

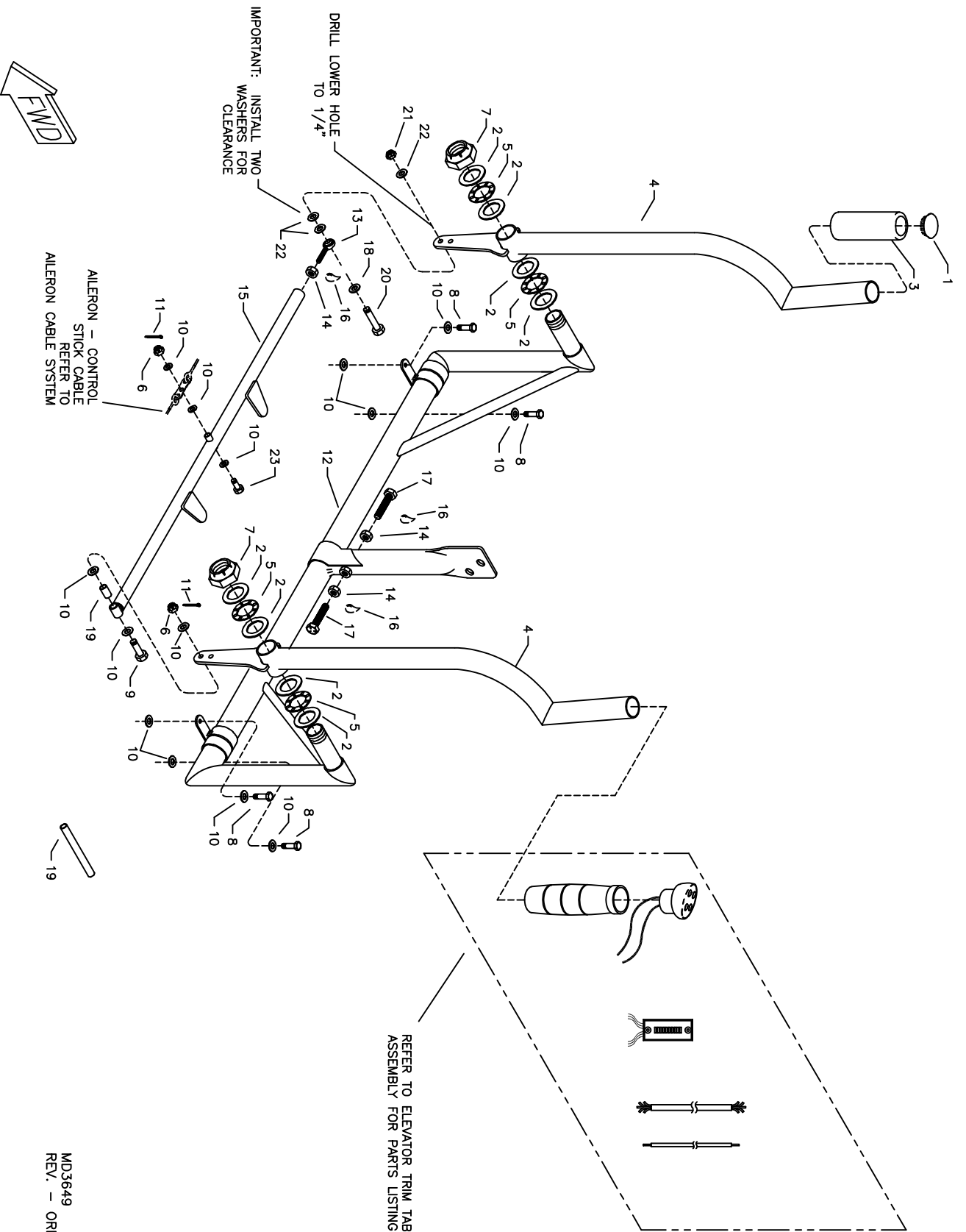
MDS590
 REV: - ORIG

RANS S-21 OUTBOUND
FUSELAGE - SEAT BELT INSTALLATION

PAGE

009D-06

#	DESCRIPTION	PART NUMBER	QUANTITY
1.	5/16" Bolt	AN5-15A	6
2.	5/16" Shear Nut	AN364-524A	6
3.	Seat Belt Kit	KAST0025	2
4.	5/16" Thin Washer	AN960-516L	6



RRRMMMS S-21 OUTBOUND
FUSELAGE - CONTROL STICK INSTALLATION

MD3649
 REV. - ORIG

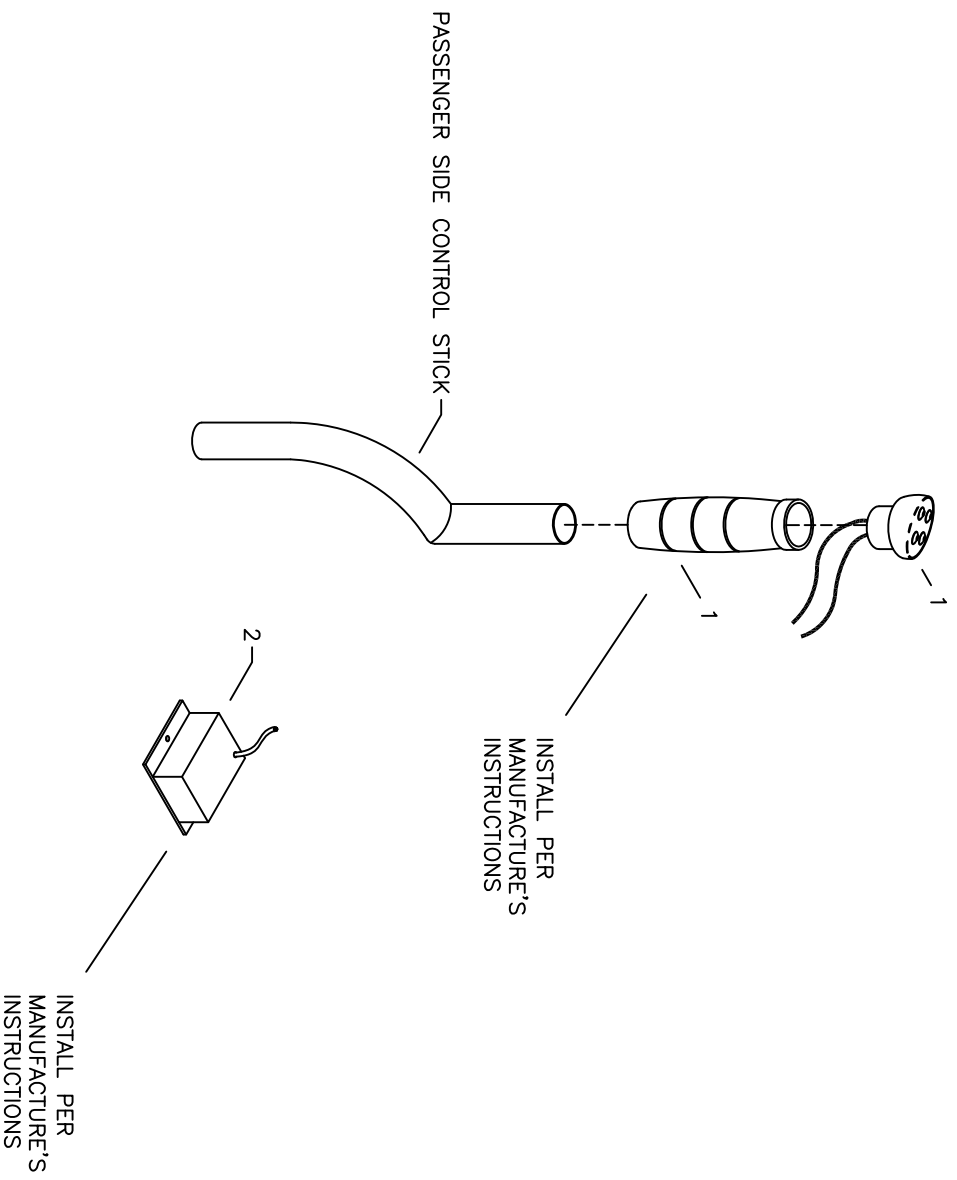
RANS S-21 OUTBOUND
FUSELAGE - CONTROL STICK INSTALLATION

PAGE

010-02

#	DESCRIPTION	PART NUMBER	QUANTITY
1.	7/8" End Cap	CS-EC	1
2.	Bearing Washer	CS-BW	8
3.	Control Stick Grip	CS-G	1
4.	Control Stick	KPCS0072	2
5.	Thrust Bearing	CS-TB	4
6.	3/16" Castle Nut	AN310-3	2
7.	3/4" Nyloc Nut	CS-3/4LOCNUT	2
8.	3/16" Bolt	AN3-6A	4
9.	3/16" Bolt - Drilled Shank	AN3-11	1
10.	3/16" Thin Washer	AN960-10L	14
11.	Small Cotter Pin	MS24665-134	2
12.	Control Stick Torque Tube	CS-TT-A	1
13.	Male Rod End, 1/4" x 1/4"	NM-4	1
14.	1/4" Plain Nut	AN345-416	3
15.	Control Stick Link Tube	CS-CSLT-3	1
16.	Loctite Blue ***	----	0
17.	1/4" Plain Bolt	KSHW0119	2
18.	1/4" X 5/8" Steel Washer	KSHW0075	1
19.	Raw Stock - Aluminum Bushing, 1/4" x .028"	KAAC0044-2	1
19.	Aluminum Bushing, 1/4" x .028" x 17/32" *	KAAC0044-2	0
20.	1/4" Bolt	AN4-10A	1
21.	1/4" Shear Nut	AN364-428A	1
22.	1/4" Thick Washer	AN960-416	3
23.	3/16" Bolt - Drilled Shank	AN3-12	1

* Fabricate from Raw Stock



RRRINDS S-21 OUTBOUND
FUSELAGE - OPTION - PASSENGER SEAT ELECTRIC ELEVATOR TRIM

MD3649
 REV. - ORIG

RANS S-21 OUTBOUND

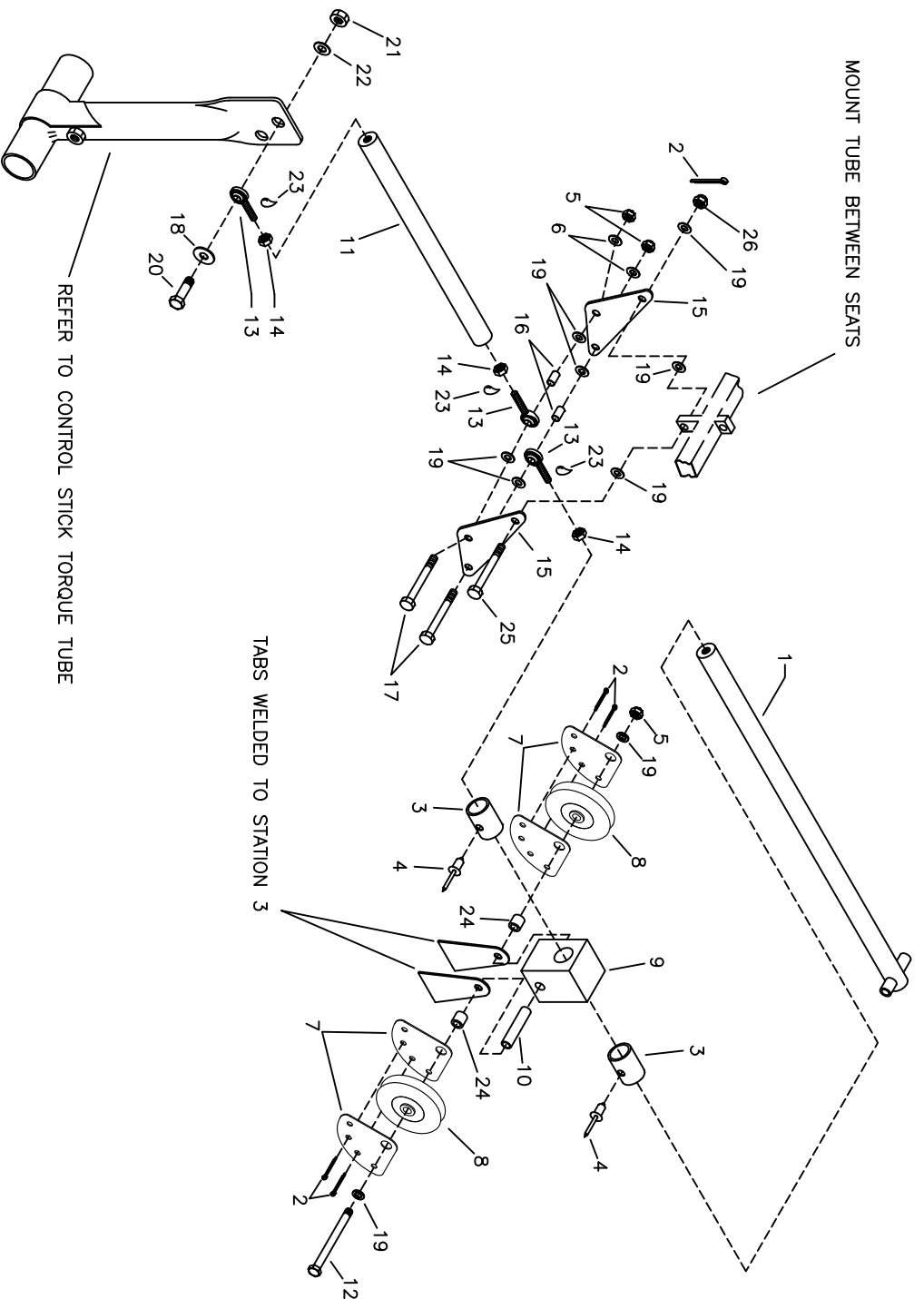
PAGE

010-04

FUSELAGE - OPTIONS - PASSENGER SEAT ELECTRIC ELEVATOR TRIM

KAAC0054

<u>#</u>	<u>DESCRIPTION</u>	<u>PART NUMBER</u>	<u>QUANTITY</u>
1.	MAC Control Stick Grip	KSCS0016	1
2.	Servo Relay Deck	KSCS0027	1



RRRND S-21 OUTBOUND
 FUSELAGE - CONTROL STICK PUSH-PULL TUBE INSTALLATION

MD3649
 REV. - ORIG

RANS S-21 OUTBOUND

PAGE

010A-02

FUSELAGE - CONTROL STICK PUSH-PULL TUBE INSTALLATION

#	DESCRIPTION	PART NUMBER	QUANTITY
1.	5/8" Push Pull Tube, 35"	KPCS0268	1
2.	Small Cotter Pin	MS24665-134	5
3.	Push-Pull Tube Stop Sleeve, 3/4" x .058" x 3/4" **	KPAC0277	1
4.	1/8" Stainless Steel Rivet - Cherry Q	CCPQ-42	2
5.	3/16" Shear Nut	AN364-1032A	3
6.	3/16" Thin Washer	AN960-10L	2
7.	Small Cable Keeper **	KPCS0207	1
8.	Small Pulley	AN210-1A	2
9.	Sliding Block	KPCS0263	1
10.	Aluminum Bushing, 1/4" x .028" x 1.125" *	KAAC0044-2	0
11.	5/8" Push Pull Tube, 12"	KPCS0267	1
12.	3/16" Bolt	AN3-31A	1
13.	Male Rod End, 1/4" x 1/4"	NM-4	3
14.	1/4" Plain Nut	AN345-416	3
15.	Side Plate	KPAC0154	2
16.	Aluminum Bushing, 1/4" x .028" x 3/8" *	KAAC0044-2	0
17.	3/16" Bolt	AN3-11A	2
18.	1/4" X 5/8" Steel Washer	KSHW0075	1
19.	3/16" Thick Washer	AN960-10	9
20.	1/4" Bolt	AN4-10A	1
21.	1/4" Shear Nut	AN364-428A	1
22.	1/4" Thick Washer	AN960-416	1
23.	Loctite Blue ***	-----	0
24.	Aluminum Bushing - 3/8" x .095" x .33" **	KPAC0060	1
25.	3/16" Bolt - Drilled Shank	AN3-11	1
26.	3/16" Castle Nut	AN310-3	1

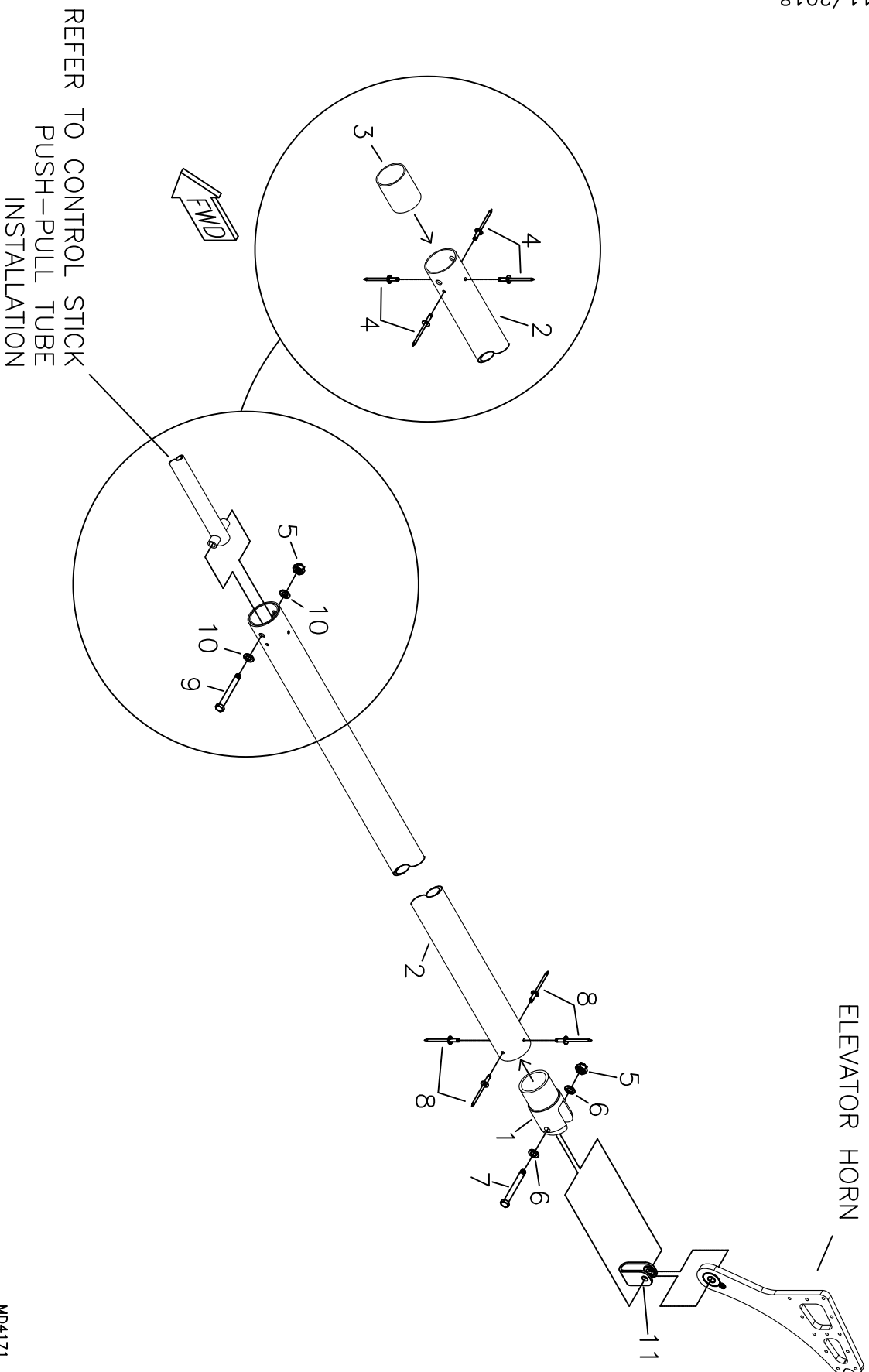
* Fabricate from Raw Stock

** Builder Modifies

*** Builder Supplied

9/11/2018

REV. - ORIG



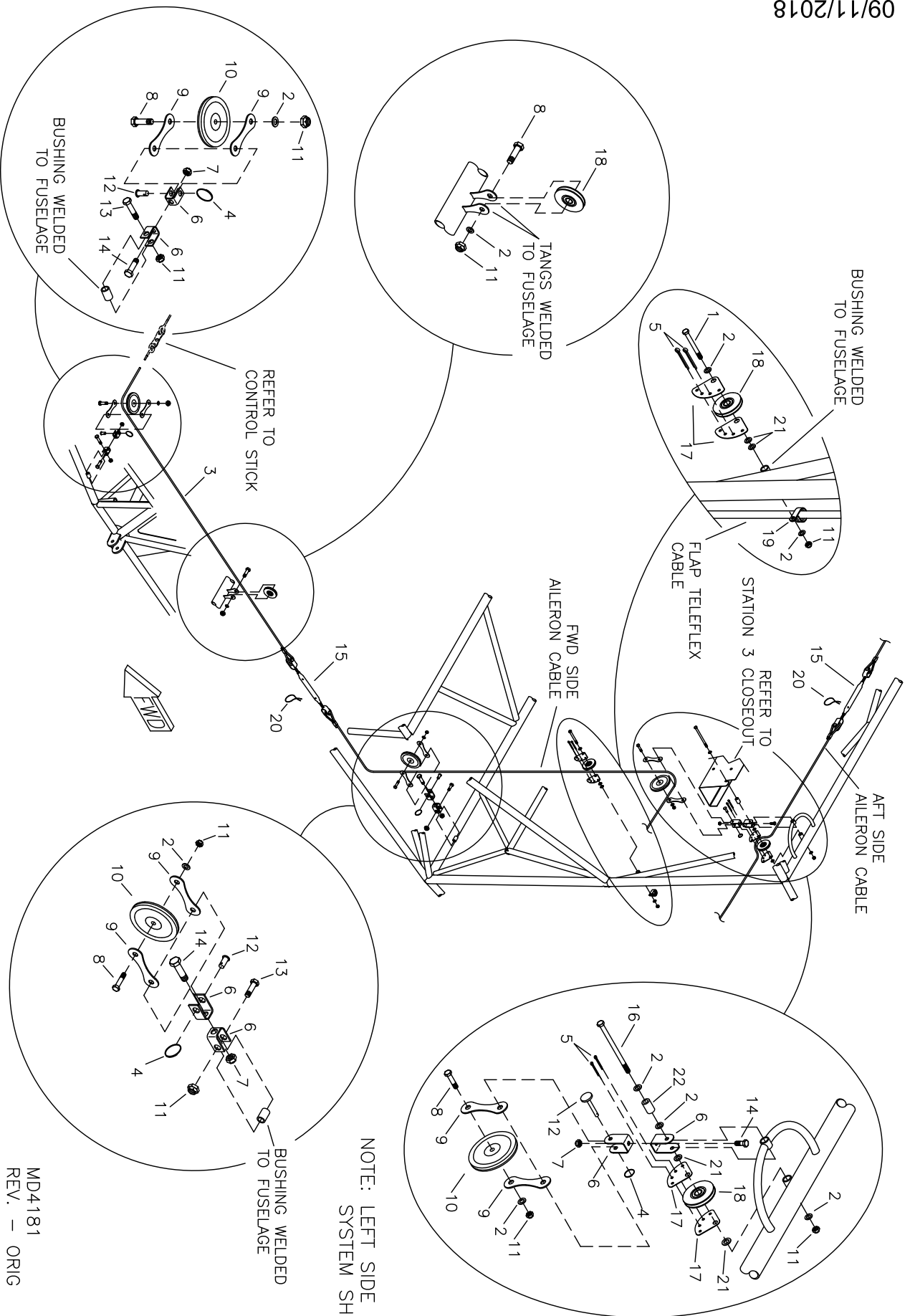
REFER TO CONTROL STICK
PUSH-PULL TUBE
INSTALLATION

RRRINDS S-21 OUTBOUND FUSELAGE - ELEVATOR PUSH-PULL TUBE INSTALLATION

MD4171
REV. A

FUSELAGE - ELEVATOR PUSH-PULL TUBE INSTALLATION

#	DESCRIPTION	PART NUMBER	QUANTITY
1.	Elevator Push-Pull Tube Fitting	KPCS0304	1
2.	Elevator Push-Pull Tube	KPCS0305	1
3.	Elevator Push-Pull Tube Doubler	KPCS0311	1
4.	1/8" Stainless Steel Rivet - Cherry Q	CCPQ-42	4
5.	1/4" Shear Nut	AN364-428A	2
6.	1/4" Thin Washer	AN960-416L	2
7.	1/4" Bolt	AN4-16A	1
8.	1/8" Stainless Steel Rivet - Cherry Q	CCPQ-43	4
9.	1/4" Bolt	AN4-17A	1
10.	1/4" Thick Washer	AN960-416	2
11.	Elevator Bushing Clip	KPEL0052	1



NOTE: LEFT SIDE OF SYSTEM SHOWN

RRRINDSS S-21 OUTBOUND FUSELAGE - AILERON CABLE SYSTEM INSTALLATION

MD4181
REV. - ORIG

RANS S-21 OUTBOUND

PAGE

010C-02

FUSELAGE - AILERON CABLE SYSTEM INSTALLATION

#	DESCRIPTION	PART NUMBER	QUANTITY
1.	3/16" Bolt	AN3-16A	2
2.	3/16" Thin Washer	AN960-10L	16
3.	Aileron - Control Stick Cable	KPCS0269	1
4.	Loc Ring	RL 27 1/4	6
5.	Small Cotter Pin	MS24665-134	8
6.	U-Bracket	RL-205-T	12
7.	3/16" Tensile Nut	AN365-1032A	6
8.	3/16" Bolt	AN3-6A	8
9.	Hummer Tang	T12-HT6	12
10.	Pulley	AN210-2A	6
11.	3/16" Shear Nut	AN364-1032A	16
12.	3/16" Clevis Pin	MS20392-2C17	6
13.	3/16" Bolt	AN3-7A	4
14.	3/16" Bolt	AN3-3A	6
15.	Turnbuckle	RL-335-AT	3
16.	3/16" Bolt	AN3-32A	2
17.	Small Cable Keeper *	KPCS0207	2
18.	Small Pulley	AN210-1A	6
19.	3/8" Cushion Clamp	MS21919-WDG6	2
20.	Safety Wire **	-----	0
21.	3/16" Thick Washer	AN960-10	8
22.	Aluminum Bushing - 3/8" x .095" x 7/8" *	KPAC0060	2

* Builder Modifies

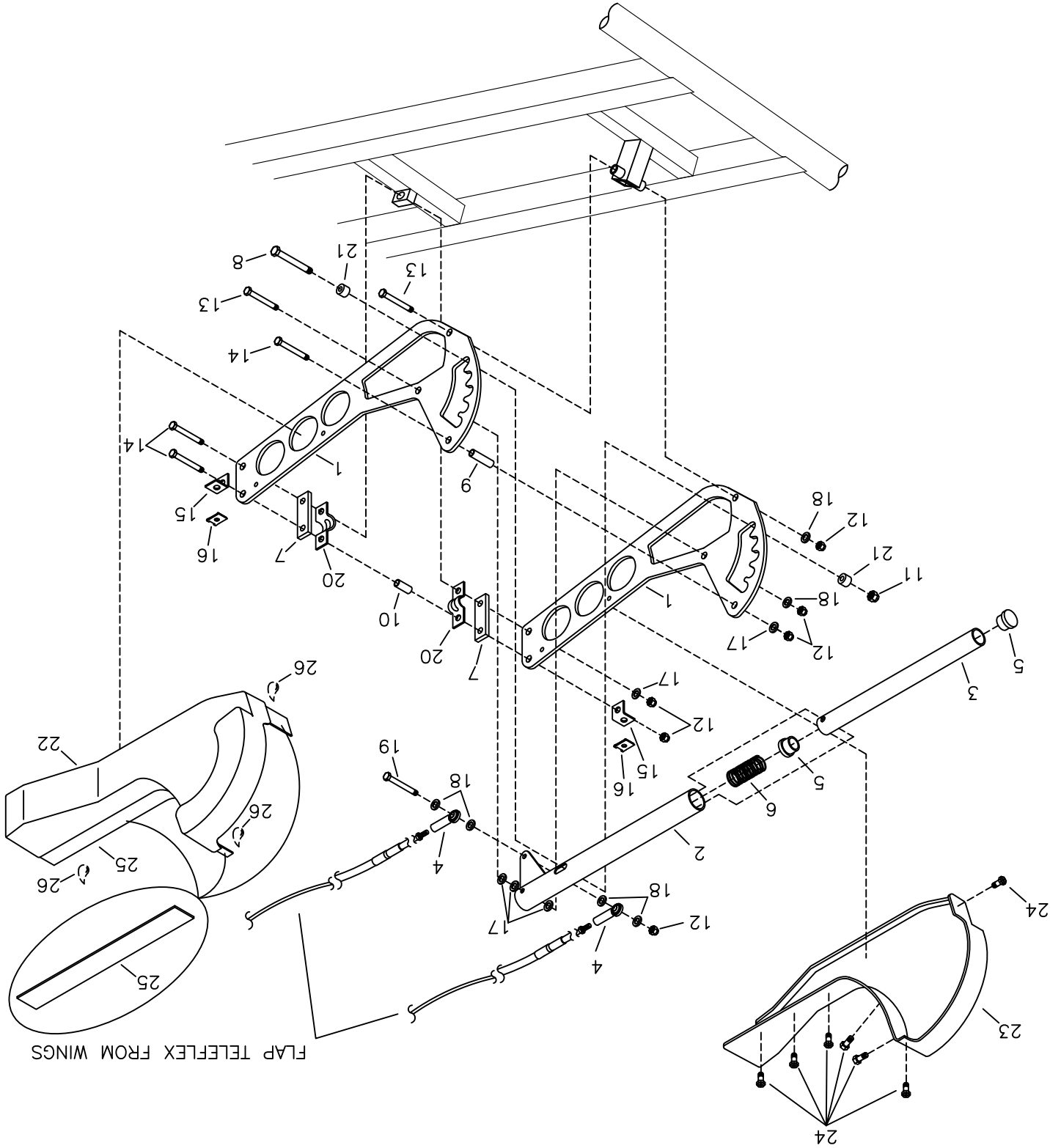
** Builder Supplied

9/11/2018

REV. - ORIG

RPM S-21 OUTBOUND FUSELAGE - FLAP LEVER ASSEMBLY

MDS592
REV. - ORIG



FLAP TELEFLEX FROM WINGS

RANS S-21 OUTBOUND

FUSELAGE - FLAP LEVER INSTALLATION

PAGE

010D-02

#	DESCRIPTION	PART NUMBER	QUANTITY
1.	Flap Lever Side Plate	KPFL0159	2
2.	Flap Handle	KPFL0044	1
3.	Flap Trip Release Tube	KPFL0045	1
4.	Female Rod End	NF-3	2
5.	Endcap	3/4 ENDCAP	2
6.	Spring	C-21	1
7.	Plastic Shim	KPAC0121	2
8.	1/4" Bolt	AN4-20A	1
9.	Spacer Bushing, 1/4" x .028" x 1.00" *	KAAC0044-2	0
10.	Spacer Bushing, 1/4" x .028" x .625" *	KAAC0044-2	0
11.	1/4" Shear Nut	AN364-428A	1
12.	3/16" Shear Nut	AN364-1032A	6
13.	3/16" Bolt	AN3-14A	2
14.	3/16" Bolt	AN3-15A	3
15.	Angle Bracket ** ***	KPAC0004	2
16.	Tinnerman ***	A1789-8Z-1	2
17.	3/16" Thick Washer	AN960-10	5
18.	3/16" Thin Washer	AN960-10L	6
19.	3/16" Bolt	AN3-11A	1
20.	Teleflex Retainer Bracket	KSCS0001	2
21.	Roller Bushing, 3/8" x .058" x 3/8" *	SB-3/8x2	1
22.	Flap Lever Cover - LH ***	KPIN0118-L	1
23.	Flap Lever Cover - RH ***	KPIN0118-R	1
24.	#4 Small Pan Head Screw ***	4X1/4 PHS	7
25.	Flap Lever Cover Splice **	KPIN0125	1
26.	PVC Cement ****	-----	0

* Fabricate from Raw Stock

** Builder Modifies

*** Part of Interior Installation

**** Builder Supplied

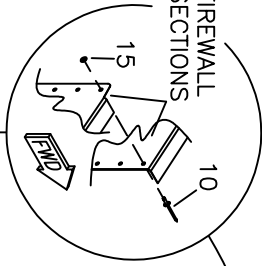
9/11/2018

REV. - ORIG

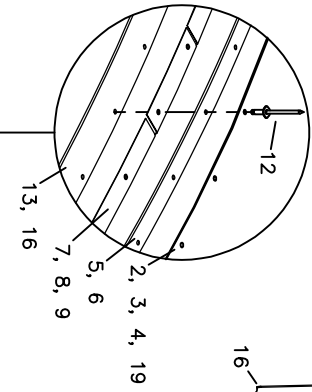
NOTE: ALL RIVETS 1691-0410 AVEY, EXCEPT WHERE WASHERS ARE USED BETWEEN WELDED TAB AND STIFFENER OR THROUGH FRONT OF FIREWALL THROUGH WELDED TABS ON BOTTOM AND SIDES OF BOOT COWL SKINS.

* USE WASHERS AS REQUIRED TO FILL GAP BETWEEN TAB AND STIFFENER.

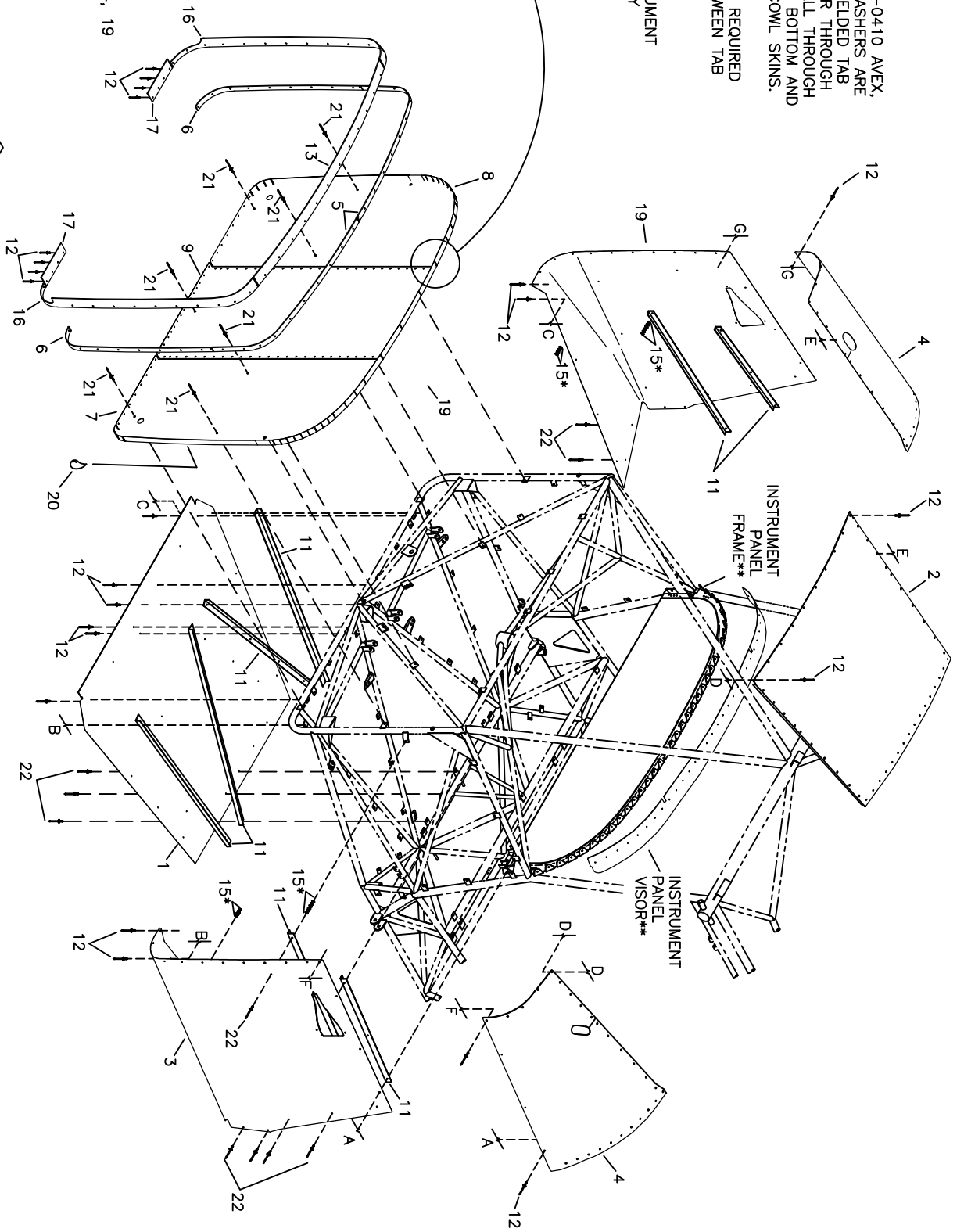
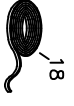
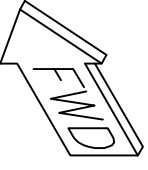
** REFER TO INSTRUMENT PANEL ASSEMBLY



(IMAGE MIRRORED FOR CLARITY)



(ORDER OF ASSEMBLY SHOWN)



RRRND S-21 OUTBOUND FUSELAGE - BOOT COWL ASSEMBLY

MD5588 REV. - A

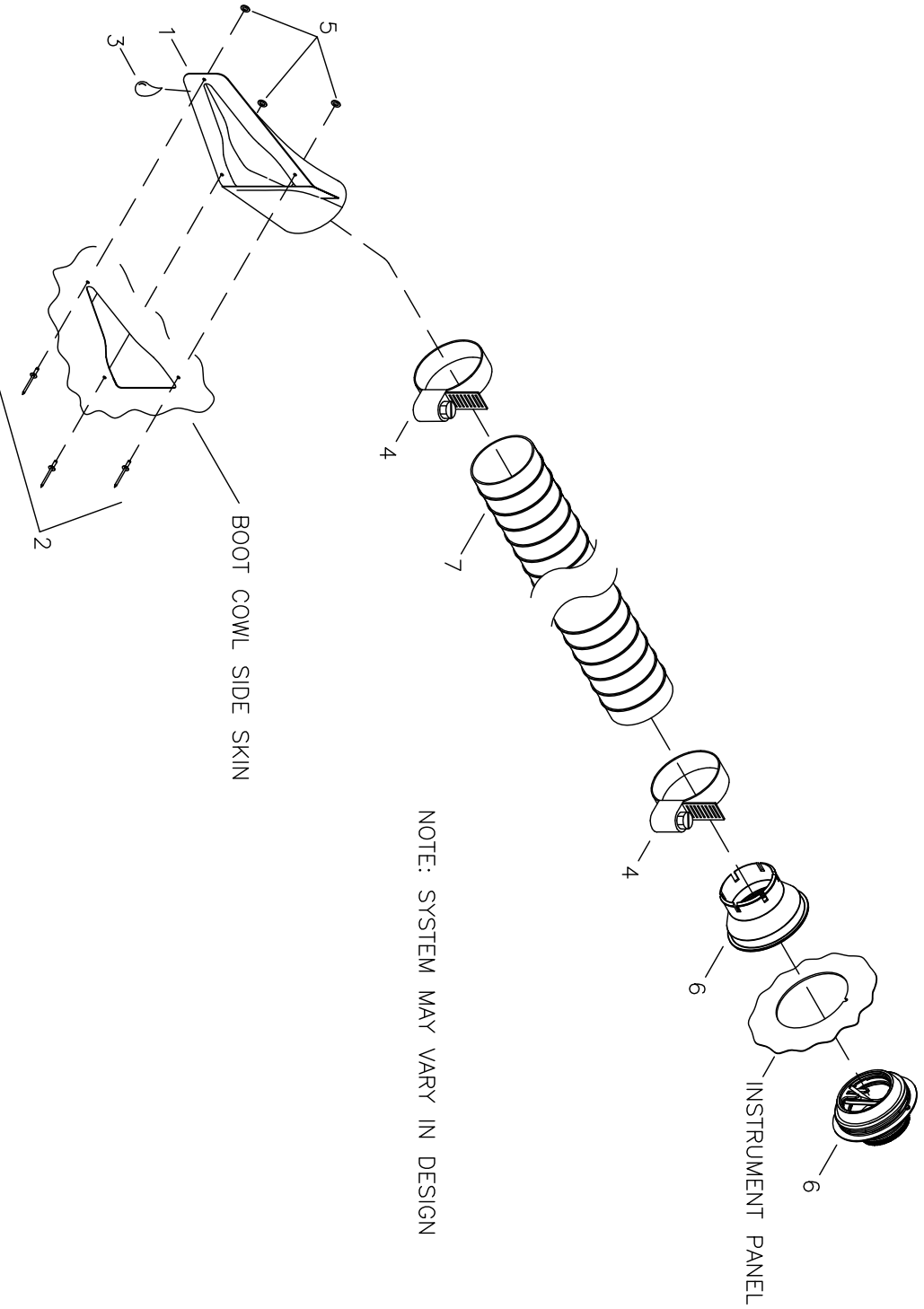
RANS S-21 OUTBOUND

FUSELAGE - BOOT COWL ASSEMBLY

#	DESCRIPTION	PART NUMBER	QUANTITY
1.	Bottom Boot Cowl Skin	KPFU0744	1
2.	Forward Top Boot Cowl Skin	KPFU0688	1
3.	Side Boot Cowl Skin - LH	KPFU0750-L	1
4.	Top Side Boot Skin	KPFU0690	2
5.	Boot Cowl Spacer Strip - Top	KPFU0691	2
6.	Boot Cowl Spacer Strip - Side	KPFU0692	2
7.	Firewall - Side - Left	KPFW0037-L	1
8.	Firewall - Side - Right	KPFW0037-R	1
9.	Firewall - Center	KPFW0038	1
10.	1/8" Stainless Steel Rivet - Cherry Q	CCPQ-41	44
11.	Skin Stiffener - Boot Cowl	KPFU0685	8
12.	1/8" Aluminum Rivet - Avex	1691-0410	173
13.	Cowling Attach Strap - Top	KPFU0694	1
14.	-----	-----	-----
15.	1/8" Small Brass Washer	AN960-B4	64
16.	Cowling Attach Strap - Side	KPFU0695	2
17.	Cowling Attach Strap - Bottom *	KPFU0584	1
18.	Double Stick Foam Tape **	-----	0
19.	Side Boot Cowl Skin - RH	KPFU0750-R	1
20.	Truck Bed Liner Spray **	-----	0
21.	1/8" Stainless Steel Rivet - Cherry Q	CCPQ-42	7
22.	1/8" Aluminum Rivet - Cherry Q	AAPQ-42	50

* Builder Modifies

** Builder Supplied



**RRRPNDS S-21 OUTBOUND
VENT SYSTEM INSTALLATION**

MD5062
REV. -- A

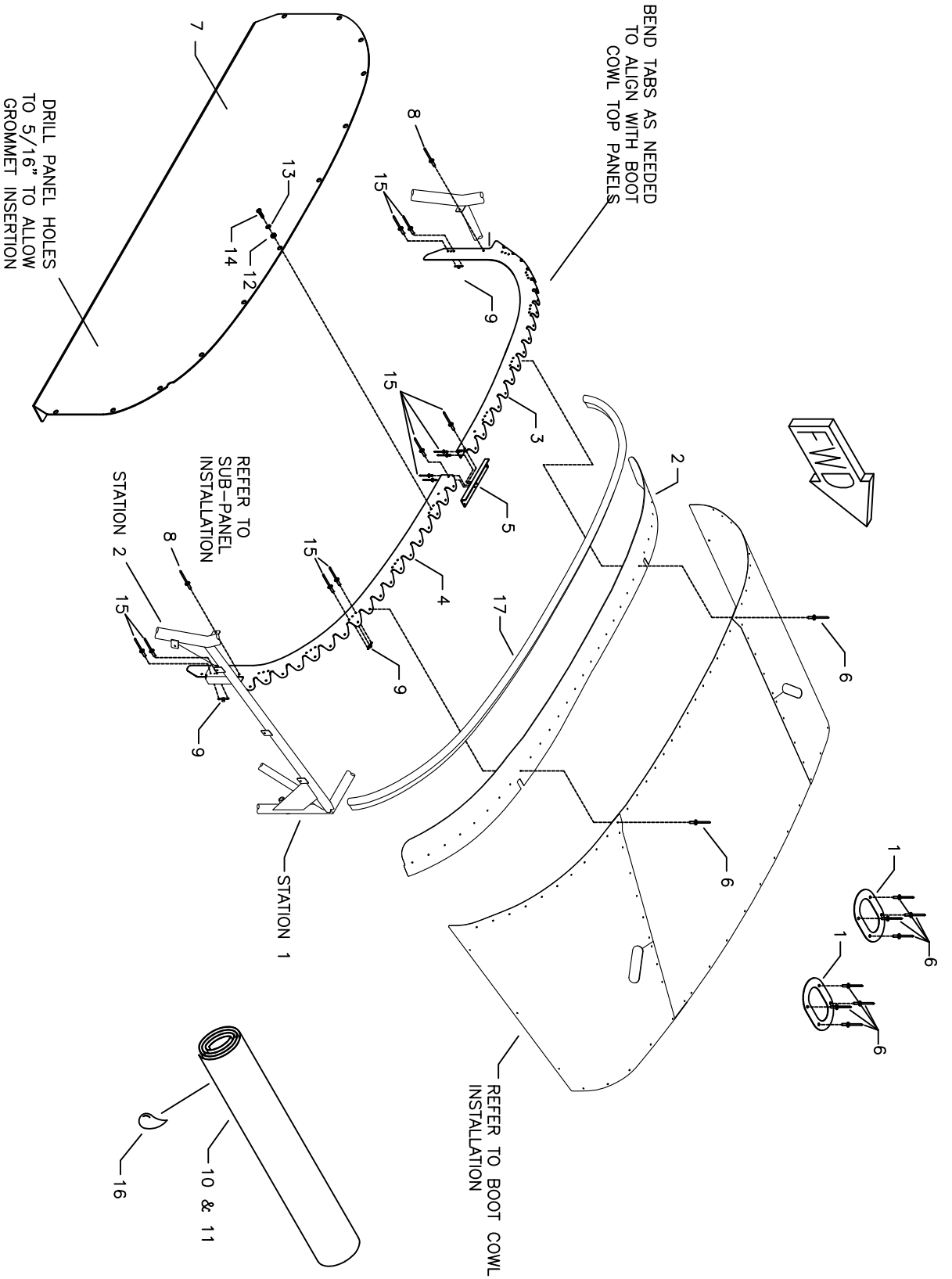
RANS S-21 OUTBOUND
FUSELAGE - VENT SYSTEM INSTALLATION

PAGE

010E-04

#	DESCRIPTION	PART NUMBER	QUANTITY
1.	Air Vent NACA Scoop	KSFU0004	2
2.	1/8" Aluminum Rivet - Avex	1691-0410	6
3.	Silicone Seal *	-----	0
4.	Hose Clamp - 2 1/4"	5-5228	4
5.	1/8" Small Brass Washer	AN960-B4	6
6.	Eyeball Air Vent	KSFU0006	2
7.	2" Fresh Air Duct	KSFU0005	1

* Builder Supplied



**RRRMD S-21 OUTBOUND
INSTRUMENT PANEL INSTALLATION**

MDS584
REV. - B

RANS S-21 OUTBOUND

FUSELAGE - INSTRUMENT PANEL INSTALLATION

PAGE 010F-02

#	DESCRIPTION	PART NUMBER	QUANTITY
1.	Oval Glare Shield Ring	KPIP0147	2
2.	Instrument Panel Visor	KPIP0143	1
3.	Instrument Panel Frame - LH	KPIP0157-L	1
4.	Instrument Panel Frame - RH	KPIP0157-R	1
5.	Instrument Panel Frame Doubler	KPIP0158	1
6.	1/8" Aluminum Rivet - Avex	1691-0410	38
7.	Instrument Panel - Blank	KPIP0156	1
8.	1/8" Stainless Steel Rivet - Cherry Q	CCPQ-42	2
9.	8-32 Nut Plate	MS21047-08	12
10.	Dash Cover Fabric - Optional *	KPIN0127	0
11.	Dash Foam - Optional *	KPIN0128	0
12.	3/16" Rubber Grommet	KSAC0002	12
13.	#8 Washer	AN960-8	12
14.	#8 Pan Head Machine Screw	MS27039-0809	12
15.	3/32" Aluminum Rivet	40APR1/8	36
16.	Contact Spray Adhesive - 3m Super 77 Spray **	----	0
17.	Trimlock Cushion Lip	4100C-1/16	5ft

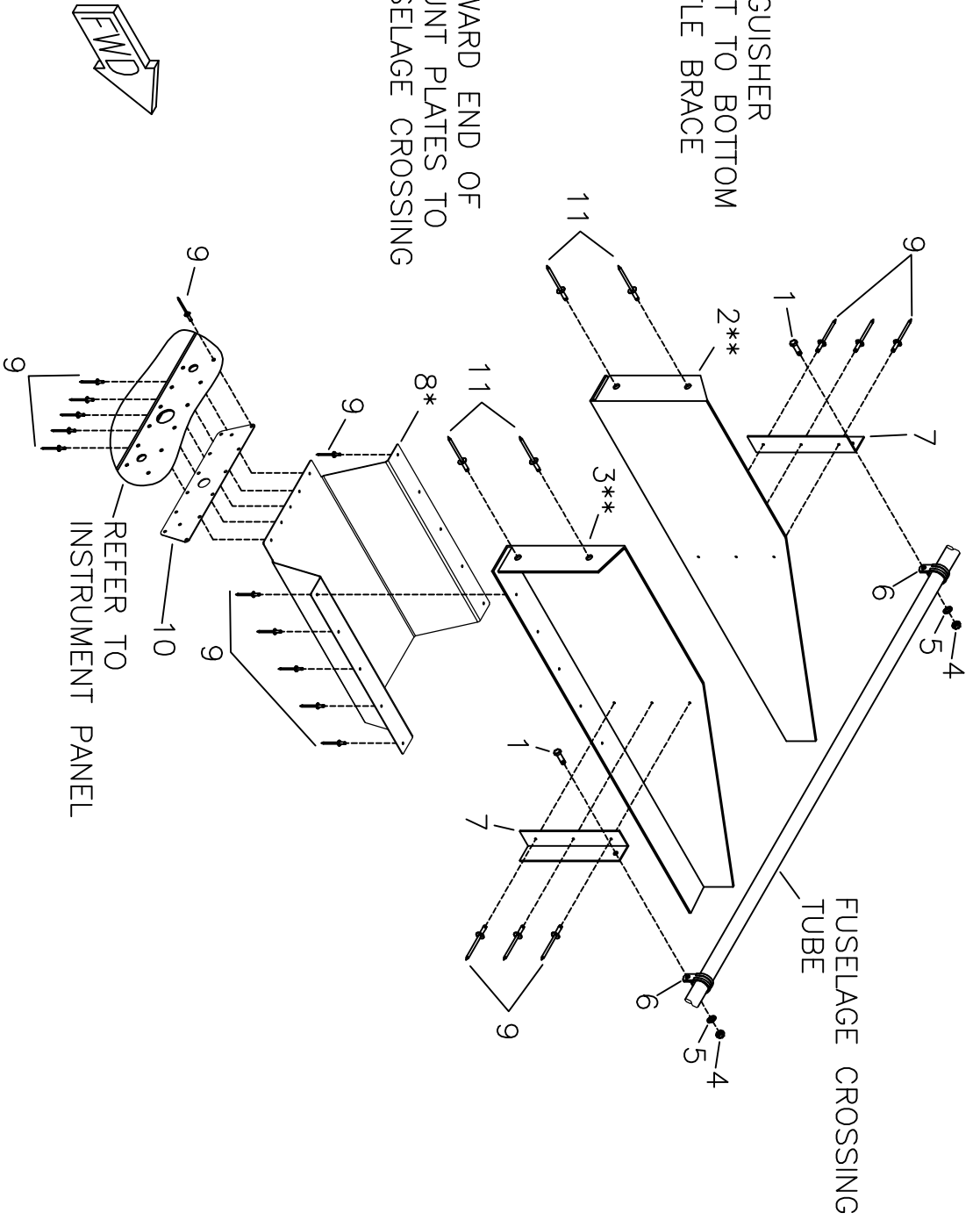
* May be purchased seperately, call RANS Parts Dept. for pricing

** Builder Supplied

9/11/2018

*FIRE EXTINGUISHER
MAY MOUNT TO BOTTOM
OF THROTTLE BRACE

**TRIM FORWARD END OF
RADIO MOUNT PLATES TO
CLEAR FUSELAGE CROSSING
TUBE



**RRR111111 S-21 OUTBOUND
INSTRUMENT SUB-PANEL &
RADIO MOUNT PLATES INSTALLATION**

RANS S-21 OUTBOUND

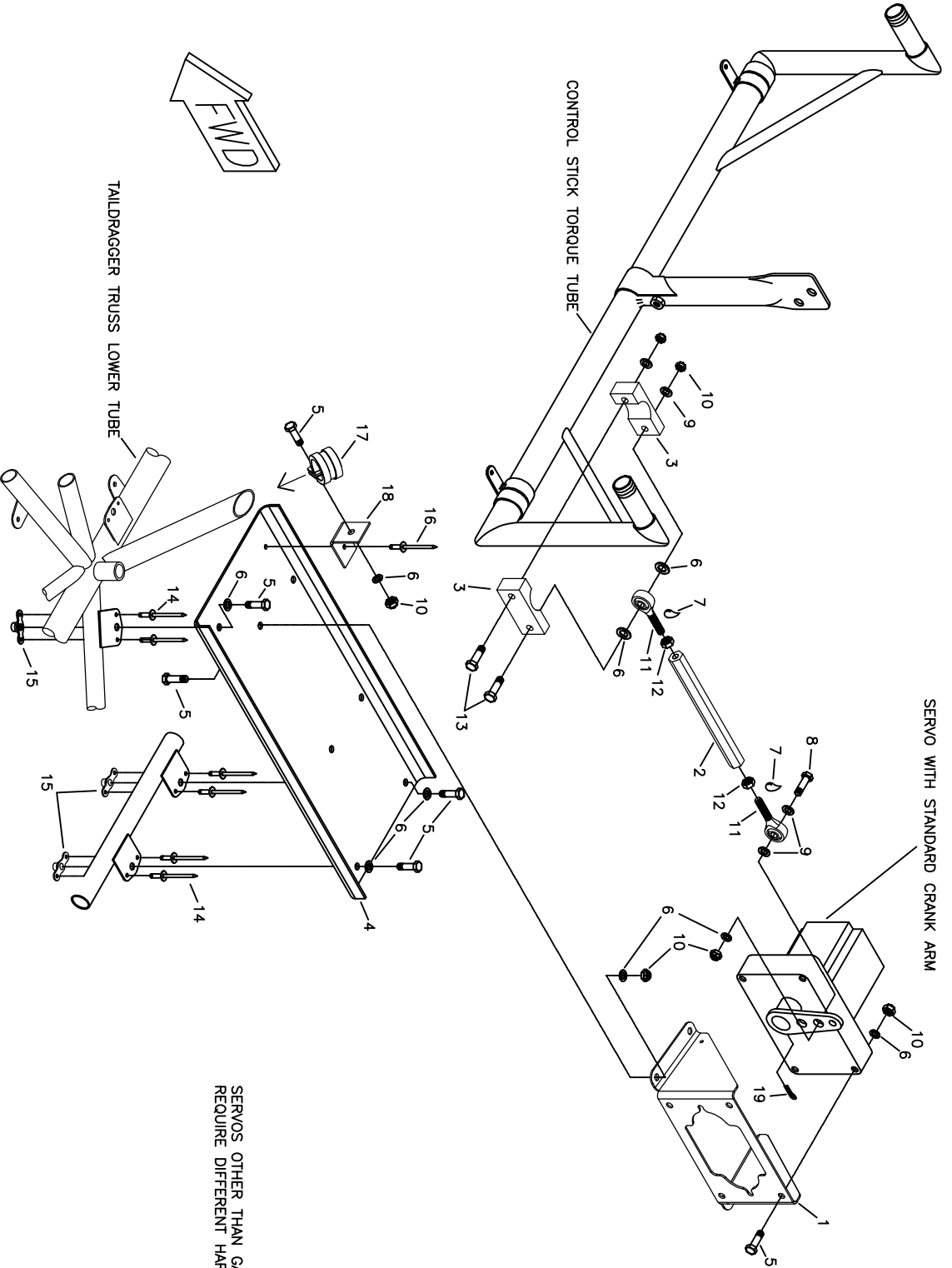
FUSELAGE - INSTRUMENT SUB-PANEL & RADIO MOUNT PLATES INSTALLATION

PAGE 010F-04

#	DESCRIPTION	PART NUMBER	QUANTITY
1.	3/16" Bolt	AN3-4A	2
2.	Radio Mount Plate - Double - LH	KPAV0003-L	1
3.	Radio Mount Plate - Double - RH	KPAV0003-R	1
4.	3/16" Shear Nut	AN364-1032A	2
5.	3/16" Thin Washer	AN960-10L	2
6.	1/2" Cushion Clamp	MS21919-DG8	2
7.	3/4" x 3/4" x .063" Aluminum Angle *	KAAC0044-12	1
8.	Throttle Brace and Fire Extinguisher Mount	KPIP0149	1
9.	1/8" Aluminum Rivet - Cherry Q	AAPQ-42	33
10.	Sub-Panel Reinforcement	KPIP0150	1
11.	1/8" Stainless Steel Rivet - Cherry Q	CCPQ-42	4

* Fabricate from Raw Stock

9/11/2018



SERVOS OTHER THAN GARMIN MAY REQUIRE DIFFERENT HARDWARE

Garmin S-21 OUTBOUND

FUSELAGE - OPTIONS - PITCH SERVO INSTALLATION

MD3649
REV. A

RANS S-21 OUTBOUND

FUSELAGE - OPTIONS - PITCH SERVO INSTALLATION

PAGE 010F-06

KAFU0064

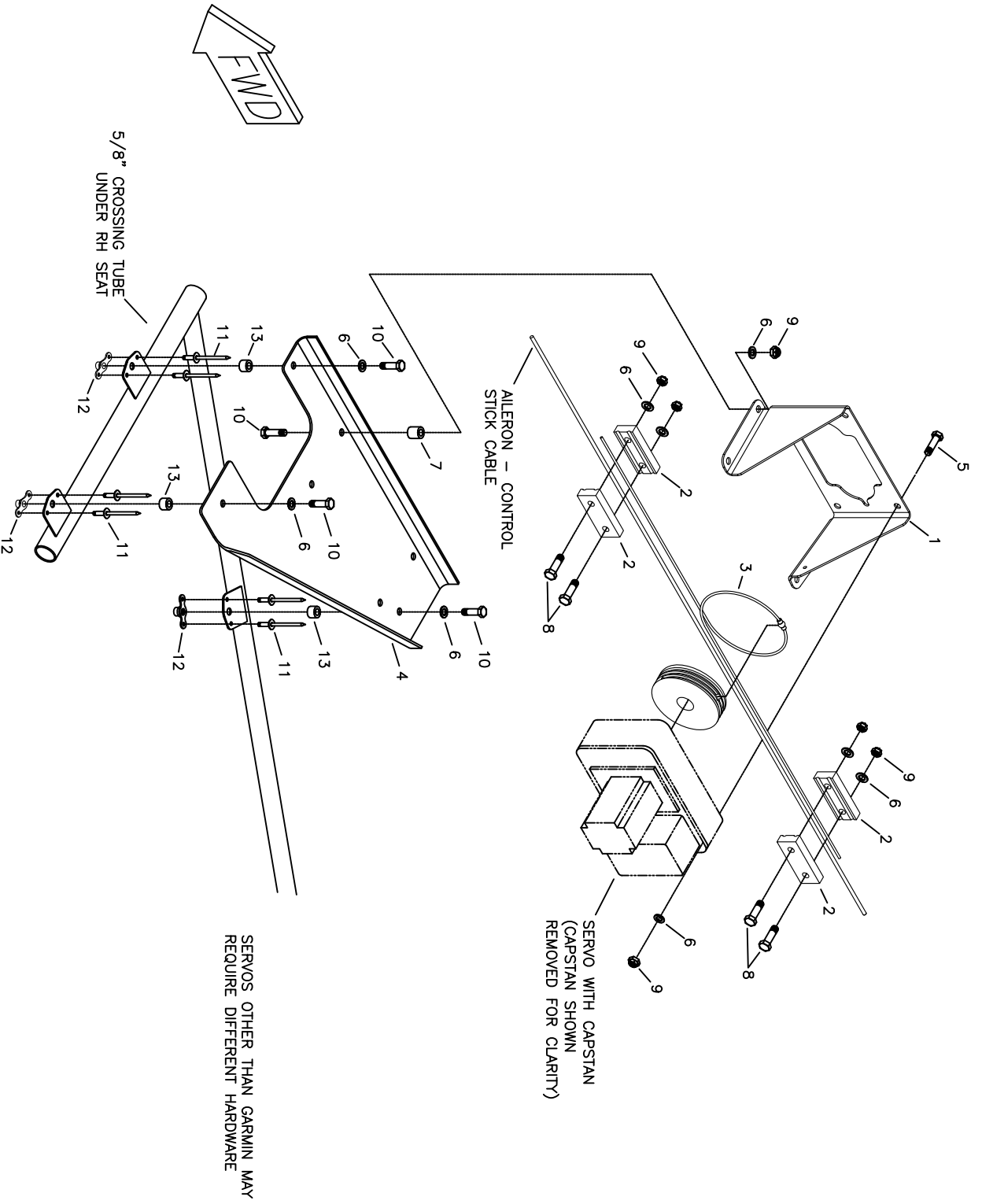
#	DESCRIPTION	PART NUMBER	QUANTITY
1.	Autopilot Servo Mount	KPFU0655	1
2.	Autopilot Control Link Tube	KPCS0298	1
3.	Autopilot Control Stick Clamp	KPCS0294	2
4.	Autopilot Control Stick Mount	KPCS0297	1
5.	3/16" Bolt	AN3-3A	12
6.	3/16" Thin Washer	AN960-10L	15
7.	Loctite Blue *	----	0
8.	3/16" Bolt	AN3-7A	1
9.	3/16" Thick Washer	AN960-10	4
10.	3/16" Shear Nut	AN364-1032A	12
11.	3/16" Male Rod End	CM-3	2
12.	3/16" Plain Nut	AN345-10	2
13.	3/16" Bolt	AN3-13A	2
14.	3/32" Aluminum Rivet	40APR1/8	6
15.	3/16" Nut Plate	K-1000-3	3
16.	1/8" Stainless Steel Rivet - Cherry Q	CCPQ-42	1
17.	5/8" Cushion Clamp	MS21919-DG10	1
18.	Support Angle - Baggage Compartment ** ***	KPIN0096	0
19.	Small Cotter Pin	MS24665-134	1

* Supplied with Fuel Servo

** Builder Supplied

*** Use Drop-off from KPIN0096

9/11/2018
REV. A



RRRMMMS S-21 OUTBOUND
FUSELAGE - OPTIONS - ROLL SERVO INSTALLATION

MD3649
 REV. B

RANS S-21 OUTBOUND

PAGE

010F-08

FUSELAGE - OPTIONS - ROLL SERVO INSTALLATION

KAFU0064

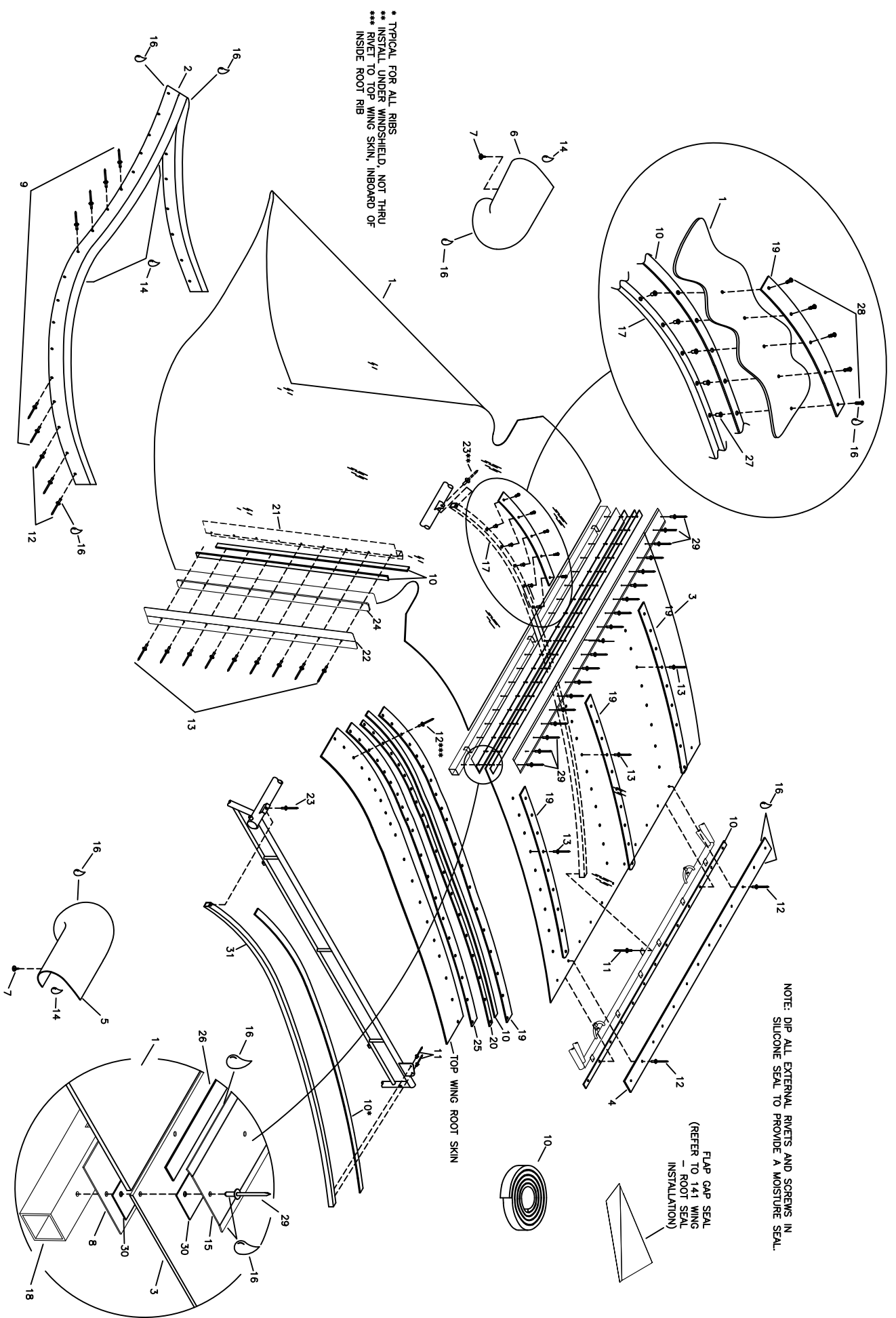
<u>#</u>	<u>DESCRIPTION</u>	<u>PART NUMBER</u>	<u>QUANTITY</u>
1.	Autopilot Servo Mount	KPFU0665	1
2.	Autopilot Cable Clamp	KPCS0295	4
3.	Autopilot Roll Control Cable	KPCS0316	1
4.	Autopilot Cable Control Mount	KPCS0296	1
5.	3/16" Bolt	AN3-3A	7
6.	3/16" Thin Washer	AN960-10L	15
7.	Aluminum Bushing - 3/8" x .095" x 3/8" *	KPST0132	1
8.	3/16" Bolt	AN3-7A	4
9.	3/16" Shear Nut	AN364-1032A	12
10.	3/16" Bolt	AN3-6A	7
11.	3/32" Aluminum Rivet	40APR1/8	6
12.	3/16" Nut Plate	K-1000-3	3
13.	Aluminum Bushing - 3/8" x .095" x 5/16" *	KPST0132	0

* Builder Modifies

9/11/2018

REV. B

RRR-21 OUTBOUND FORMED WINDSHIELD & SKYLIGHT INSTALLATION



* TYPICAL FOR ALL RIBS
 ** INSTALL UNDER WINDSHIELD, NOT THRU
 *** RIVET TO TOP WING SKIN, INBOARD OF INSIDE ROOT RIB

NOTE: DIP ALL EXTERNAL RIVETS AND SCREENS IN SILICONE SEAL TO PROVIDE A MOISTURE SEAL.

FLAP GAP SEAL
 (REFER TO 141 WING - ROOT SEAL INSTALLATION)

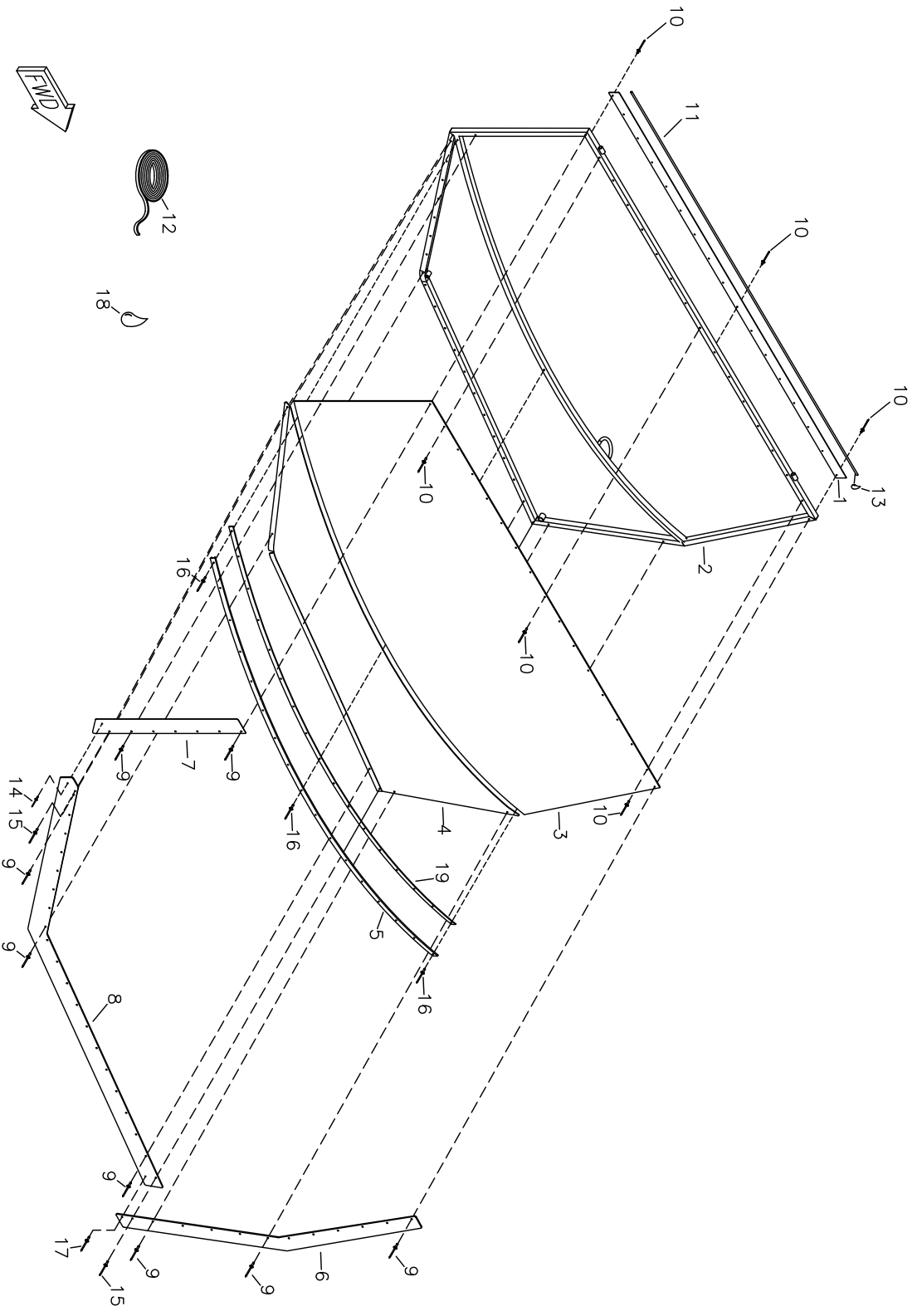
MD4934
 REV. B

FUSELAGE - FORMED WINDSHIELD & SKYLIGHT INSTALLATION

#	DESCRIPTION	PART NUMBER	QUANTITY
1.	Windshield	KSW0003	1
2.	Windshield Hold Down Strip	KPWS0063	1
3.	Skylight	KPWS0059	1
4.	AFT Trim Strip	WS-WSSLS	1
5.	Wing Cuff - LH	KPWI0724-L	1
6.	Wing Cuff - RH	KPWI0724-R	1
7.	#6 Pan Head Screw	6RX1/2 PHS	2
8.	Windshield Mating Strip - Lower	KPWS0072	1
9.	1/8" Aluminum Rivet - Avex	1691-0410	38
10.	1/2" Black Foam Tape *	----	0
11.	1/8" Stainless Steel Rivet - Cherry Q	CCPQ-42	5
12.	1/8" Aluminum Rivet - Cherry Q	AAPQ-44	57
13.	1/8" Aluminum Rivet - Cherry Q	AAPQ-43	46
14.	3M 2216 Adhesive - 4 ounce *	----	0
15.	Windshield Mating Strip - Upper	KPWS0071	1
16.	Silicone Seal - Clear *	----	0
17.	Cabin Rib - Middle	KPWS0074	1
18.	Mating Strip Support Tube	KPWS0077	1
19.	Skylight Trim Strip **	KPWS0010	5
20.	Windshield Outer Hold Down Spacer	KPWS0076	2
21.	Z Strip	KPWS0070	2
22.	Z Clamp Strip	KPWS0068	2
23.	1/8" Stainless Steel Rivet - Flush (120 degree)	CCC-42	3
24.	Z Strip Spacer	KPWS0069	2
25.	Windshield Outer Hold Down Strip	KPWS0075	2
26.	1/2" 3M VHB Tape	KSAC0078	4 ft
27.	8-32 Rivet Nut	KSHW0116	5
28.	8-32 Button Head Screw	KSHW0117	5
29.	1/8" Aluminum Rivet - Cherry Q	AAPQ-46	19
30.	Skylight Spacer Strip	KPWS0078	2
31.	Cabin Rib - Outer	KPWS0080	2

* Builder Supplied

** Builder Modifies



**RRRND S-21 OUTBOUND
DOOR ASSEMBLY, LEXAN & TRIM**

MD5582
REV. - A

RANS S-21 OUTBOUND

DOOR ASSEMBLY, LEXAN AND TRIM

PAGE

010H-02

LEXAN & TRIM

#	DESCRIPTION	PART NUMBER	QUANTITY
1.	Upper Trim Strip *	KPDR0077	2
2.	Door Frame Assembly - RH	KADR0012-R	1
2.	Door Frame Assembly - LH	KADR0012-L	1
3.	Door - Lexan - Upper *	KPDR0129	2
4.	Door - Lexan - Lower - LH *	KPDR0130-L	1
4.	Door - Lexan - Lower - RH *	KPDR0130-R	1
5.	Channel Extrusion *	KPDR0131	2
6.	Door Trim - FWD *	KPDR0126	2
7.	Door Trim - AFT *	KPDR0127	2
8.	Door Trim - Lower *	KPDR0128	2
9.	1/8" Aluminum Rivet - Cherry Q	AAPQ-43	72
10.	1/8" Aluminum Rivet - Avex	1691-0410	64
11.	Rubber Edging	8510K11	8 ft
12.	1/2" Black Foam Tape **	----	0
13.	Adhesive - Superglue **	----	0
14.	3/32" Aluminum Rivet	40APR1/8	2
15.	1/8" Aluminum Rivet - Cherry Q	AAPQ-44	4
16.	1/8" Aluminum Rivet - Cherry Q	AAPQ-45	34
17.	1/8" Aluminum Rivet - Cherry Q	AAPQ-41	2
18.	Silicone Seal **	----	0
19.	1/2" 3M VHB Tape	KSAC0078	8.5 ft

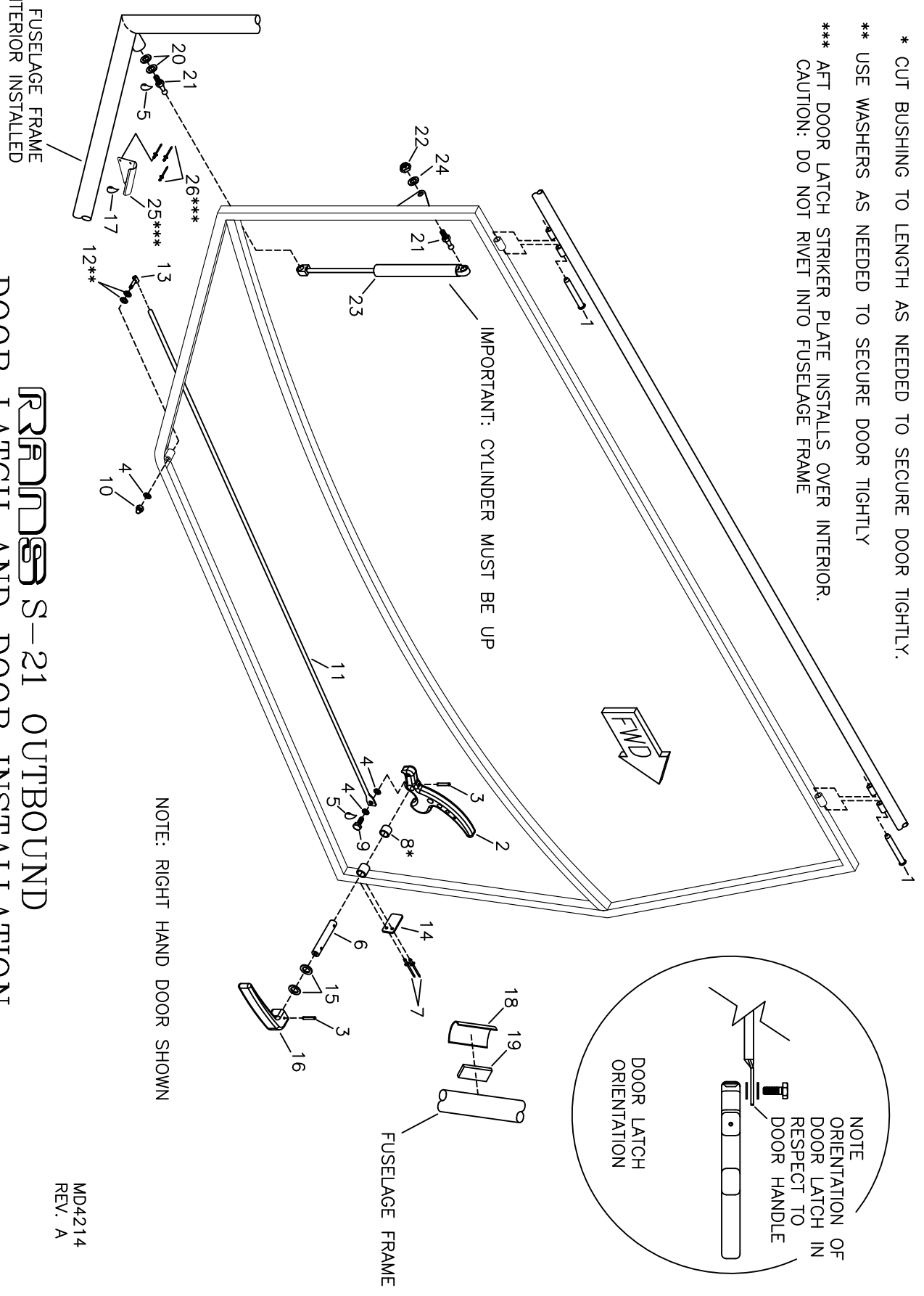
* Builder Modifies

** Builder Supplied

9/11/2018

REV. A

- * CUT BUSHING TO LENGTH AS NEEDED TO SECURE DOOR TIGHTLY.
- ** USE WASHERS AS NEEDED TO SECURE DOOR TIGHTLY
- *** AFT DOOR LATCH STRIKER PLATE INSTALLS OVER INTERIOR.
- CAUTION: DO NOT RIVET INTO FUSELAGE FRAME



RRRMDSS-21 OUTBOUND DOOR LATCH AND DOOR INSTALLATION

MD4214
REV. A

RANS S-21 OUTBOUND
DOOR LATCH AND DOOR INSTALLATION

PAGE

010H-04

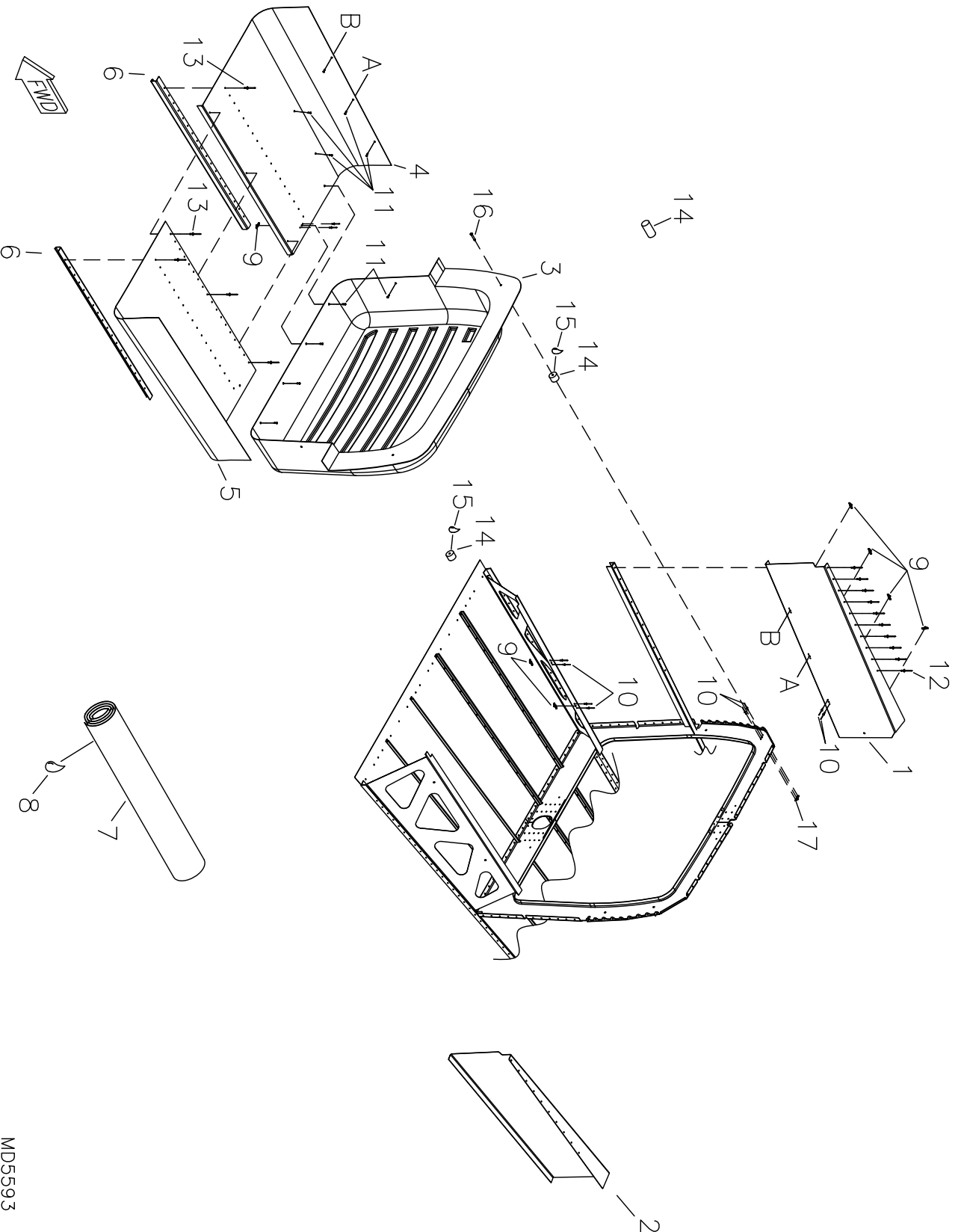
#	DESCRIPTION	PART NUMBER	QUANTITY
1.	Self-Locking Clevis Pin	KSHW0045	4
2.	Door Handle - Inner	KPDR0143	2
3.	1/8" X 3/4" Roll Pin	KSHW0090	4
4.	3/16" Thin Washer	AN960-10L	6
5.	Loctite Blue *	-----	0
6.	Raw Stock - 3/8" x .095" Aluminum Tube	KPST0132	1
6.	Axle Tube - 3/8" x .095 x 2-1/4" **	KPST0132	0
7.	1/8" Stainless Steel Rivet - Cherry Q	CCPQ-42	4
8.	Door Spacer Bushing, 1/2" x .058 x 3/8" **	KPAC0278	1
9.	3/16" Bolt	AN3-4A	2
10.	3/16" Shear Acorn Nut	22NKM02	2
11.	Door Latch	KPDR0113	2
12.	3/16" Thick Washer	AN960-10	4
13.	Door Pivot Bushing	KPDR0057	2
14.	Handle Stop Plate	KPDR0111	2
15.	3/8" Thick Washer	AN960-616	4
16.	Door Handle - Outer	KPDR0144	2
17.	Adhesive or Double Stick Tape *	-----	0
18.	Door Latch Striker Plate	KPDR0122	2
19.	3/4" Acrylic Foam Tape *	-----	0
20.	5/16" Thick Washer	AN960-516	4
21.	Ball Stud	KSHW0021	4
22.	5/16" Loc-Nut - Course	KSHW0022	2
23.	Gas Spring	KSHW0078	2
24.	5/16" Thin Washer	AN960-516L	2
25.	Aft Door Latch Striker Plate - LH	KPDR0125-L	1
25.	Aft Door Latch Striker Plate - RH	KPDR0125-R	1
26.	1/8" Aluminum Rivet - Avex	1691-0410	6

* Builder Supplied

** Builder fabricates from raw stock

9/11/2018

REV. A



RRRINDS S-21 OUTBOUND
FUSELAGE - AFT BAGGAGE COMPARTMENT INSTALLATION

MD55593
 REV. - ORIG

RANS S-21 OUTBOUND

AFT BAGGAGE COMPARTMENT INSTALLATION

PAGE

010I-02

#	DESCRIPTION	PART NUMBER	QUANTITY
1.	Aft Side - Baggage - RH	KPIN0136-R	1
2.	Aft Side - Baggage - LH	KPIN0136-L	1
3.	S-4 Closeout	KPIN0137	1
4.	Aft Bottom - Baggage - RH	KPIN0135	1
5.	Aft Bottom - Baggage - LH	KPIN0134	1
6.	Aft Baggage Bottom Support	KPIN0138	2
7.	Baggage Compartment Fabric - Optional - 2.5 yards*	----	0
8.	Contact Cement Adhesive - 3M Super 77 Spray **	----	0
9.	8-32 Nut Plate	MS21047-08	16
10.	3/32" Aluminum Rivet	40APR1/8	36
11.	8-32 Machine Screw	AN526-832R10	16
12.	1/8" Aluminum Rivet - Cherry Q	AAPQ-43	20
13.	1/8" Aluminum Rivet - Avex	1691-0410	54
14.	Spacer - Station 4 Closeout - 0.75" ***	KPIN0141	1
15.	PVC Cement **	----	0
16.	3/16" Bolt	AN3-12A	2
17.	3/16" Nut Plate	K-1000-3	2

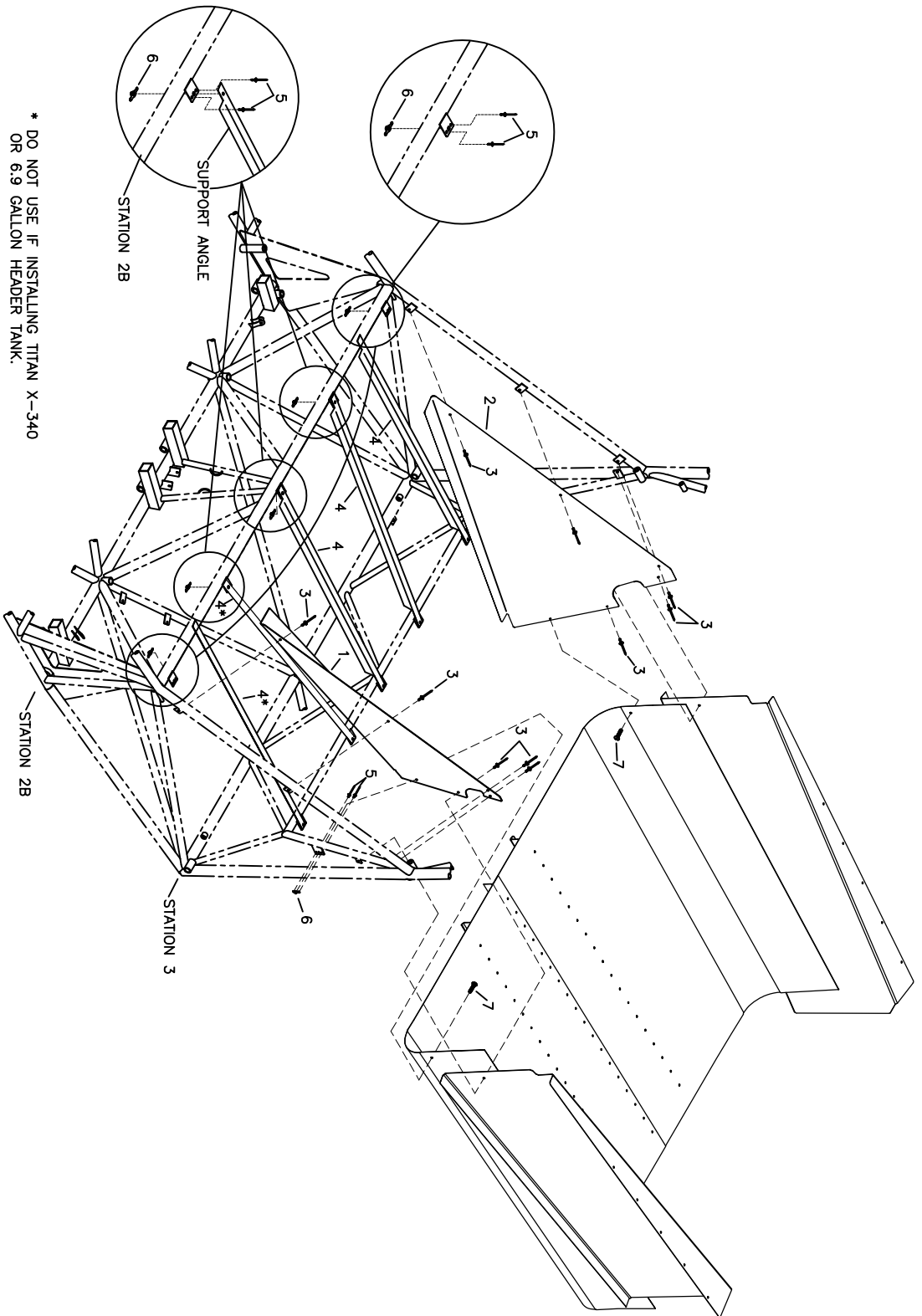
* May be purchased separately, call RANS Parts Dept. for pricing

** Builder Supplied

*** Builder Modifies

9/11/2018

REV. - ORIG



* DO NOT USE IF INSTALLING TITAN X-340
OR 6:9 GALLON HEADER TANK.

RRRINDS S-21 OUTBOUND
SIDES - FORWARD BAGGAGE COMPARTMENT INSTALLATION

MD5593
 REV. - ORIG

RANS S-21 OUTBOUND

PAGE

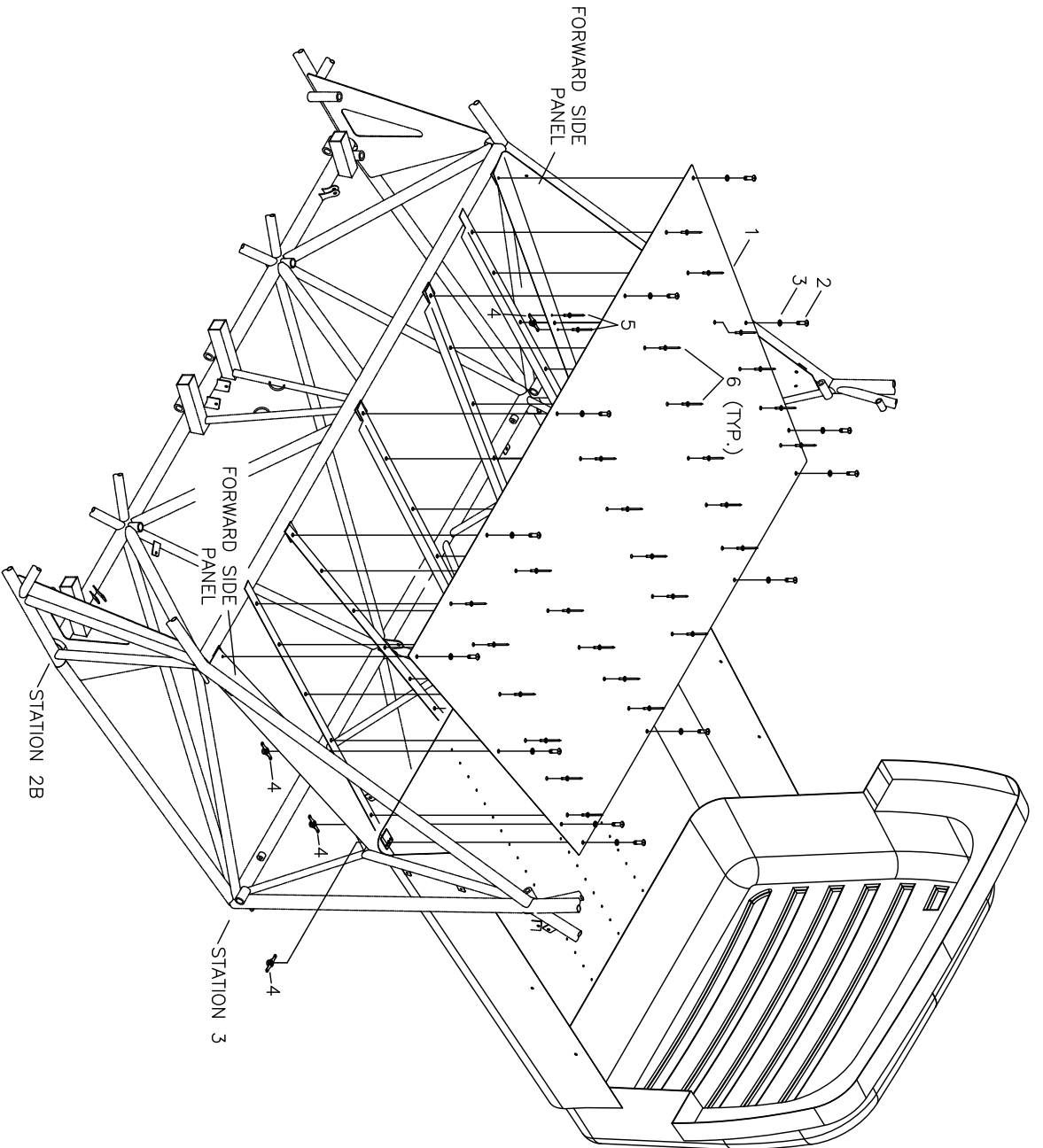
010I-04

SIDES - FORWARD BAGGAGE COMPARTMENT INSTALLATION

#	DESCRIPTION	PART NUMBER	QUANTITY
1.	Forward Side - Baggage Compartment - LH	KPIN0094-L	1
2.	Forward Side - Baggage Compartment - RH	KPIN0094-R	1
3.	1/8" Aluminum Rivet - Avex	1691-0410	12
4.	Support Angle - Baggage Compartment *	KPIN0096	3
5.	3/32" Aluminum Rivet	40APR1/8	14
6.	8-32 Nut Plate	MS21047-08	7
7.	8-32 Machine Screw	AN526-832R10	2

* Builder Modifies

9/11/2018
REV. - ORIG



NOTE: ALL RIVETS
 1691-0410 AVEX
 EXCEPT AS NOTED

RR100 S-21 OUTBOUND

FLOOR - FORWARD BAGGAGE COMPARTMENT INSTALLATION

MD5593
 REV. A

RANS S-21 OUTBOUND

PAGE

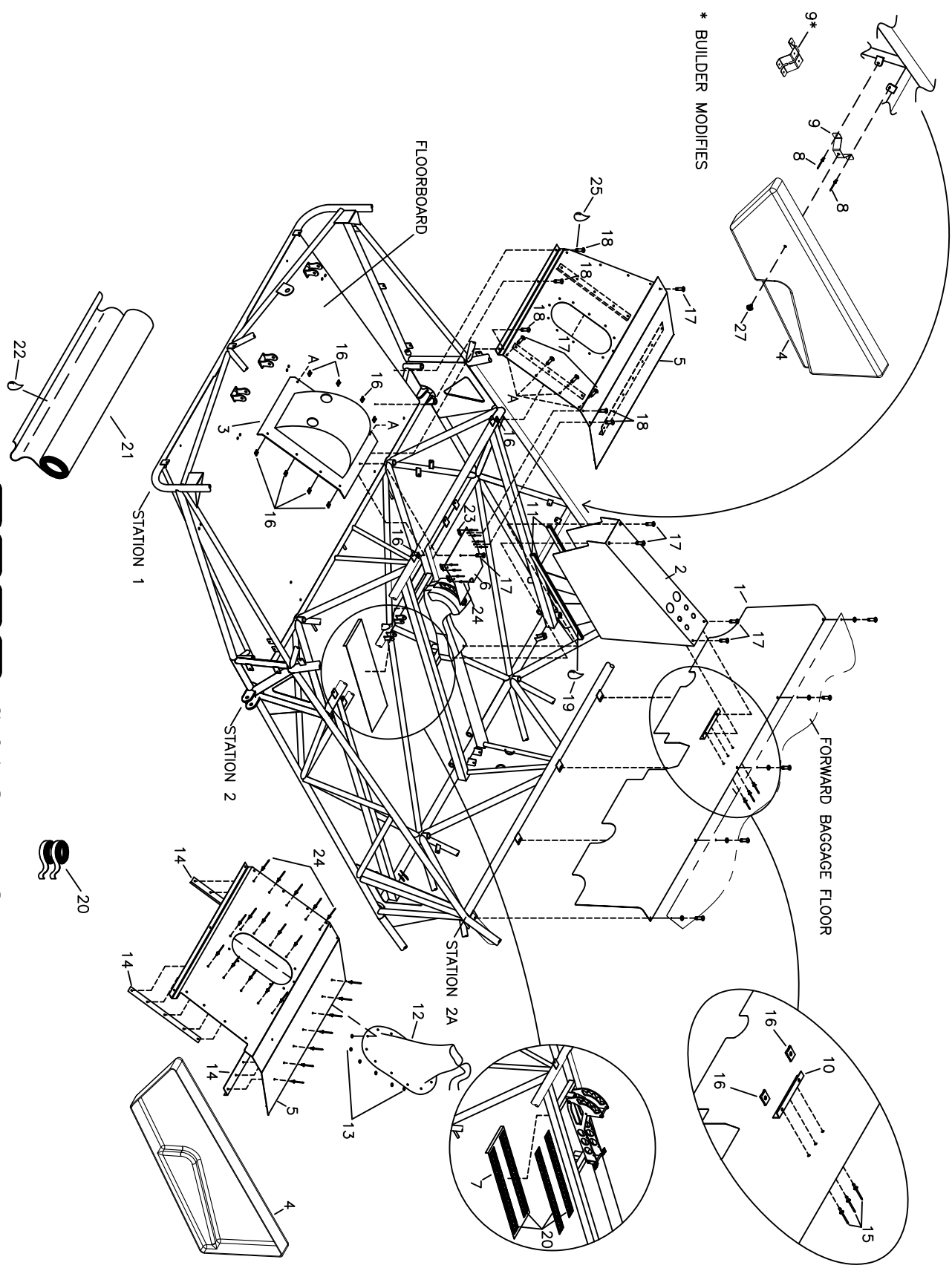
0101-06

FLOOR - FORWARD BAGGAGE COMPARTMENT INSTALLATION

#	DESCRIPTION	PART NUMBER	QUANTITY
1.	Forward Bottom - Baggage Compartment	KPIN0090	1
2.	8-32 Machine Screw	AN526-832R10	13
3.	#8 Washer	AN960-8	13
4.	8-32 Nut Plate	MS21047-08	8
5.	3/32" Aluminum Rivet	40APR1/8	16
6.	1/8" Aluminum Rivet - Avex	1691-0410	27

9/11/2018

REV. A



* BUILDER MODIFIES

S-21 OUTBOUND
INTERIOR INSTALLATION - AFT

MD5595
 REV. A

RANS S-21 OUTBOUND

PAGE

010I-08

INTERIOR INSTALLATION - AFT

#	DESCRIPTION	PART NUMBER	QUANTITY
1.	Station 2A Closeout	KPIN0099	1
2.	Middle Console	KPIN0122	1
3.	Rudder Cable Closeout	KPIN0101	1
4.	Seat Side Closeout - RH	KPIN0142-R	1
4.	Seat Side Closeout - LH	KPIN0142-L	1
5.	Control Stick Closeout - LH	KPIN0126-L	1
5.	Control Stick Closeout - RH	KPIN0126-R	1
6.	Flap Lever / Control Stick Closeout	KPIN0124	1
7.	Lower Flap Lever Closeout	KPIN0110	1
8.	1/8" Aluminum Rivet - Cherry Q	AAPQ-42	4
9.	Side Closeout Retainer *****	KPIN0143	1
10.	Support Angle - Baggage Compartment *	KPIN0096	0
11.	Rubber Trim	X1011	2 ft
12.	Control Stick Boot	KPIN0013	2
13.	1/8" Small Brass Washer	AN960-B4	24
14.	Skin Stiffener - Boot Cowl **	KPFU0685	1
15.	1/8" Aluminum Rivet - Avex	1691-0410	27
16.	Tinnerman	A1789-8Z-1	21
17.	#8 Pan Head Screw	8X1/2 PHS	15
18.	#6 Pan Head Screw	6RX1/2 PHS	10
19.	Adhesive - Superglue ***	----	0
20.	Velcro - Adhesive Back ***	----	0
21.	Interior Fabric - Optional - 2 yards *** *****	----	0
22.	Contact Cement Adhesive - Brush On ***	----	0
23.	Tinnerman	A6196-6Z-1	4
24.	3/32" Aluminum Rivet	40APR1/8	32
25.	Loctite Blue ***	----	0
26.	Flap Lever Cover - LH ****	KPIN0118-L	0
26.	Flap Lever Cover - RH ****	KPIN0118-R	0
27.	Screw Rivet	M60-0580-01	2

* Use Drop-Off from Baggage Compartment Installation

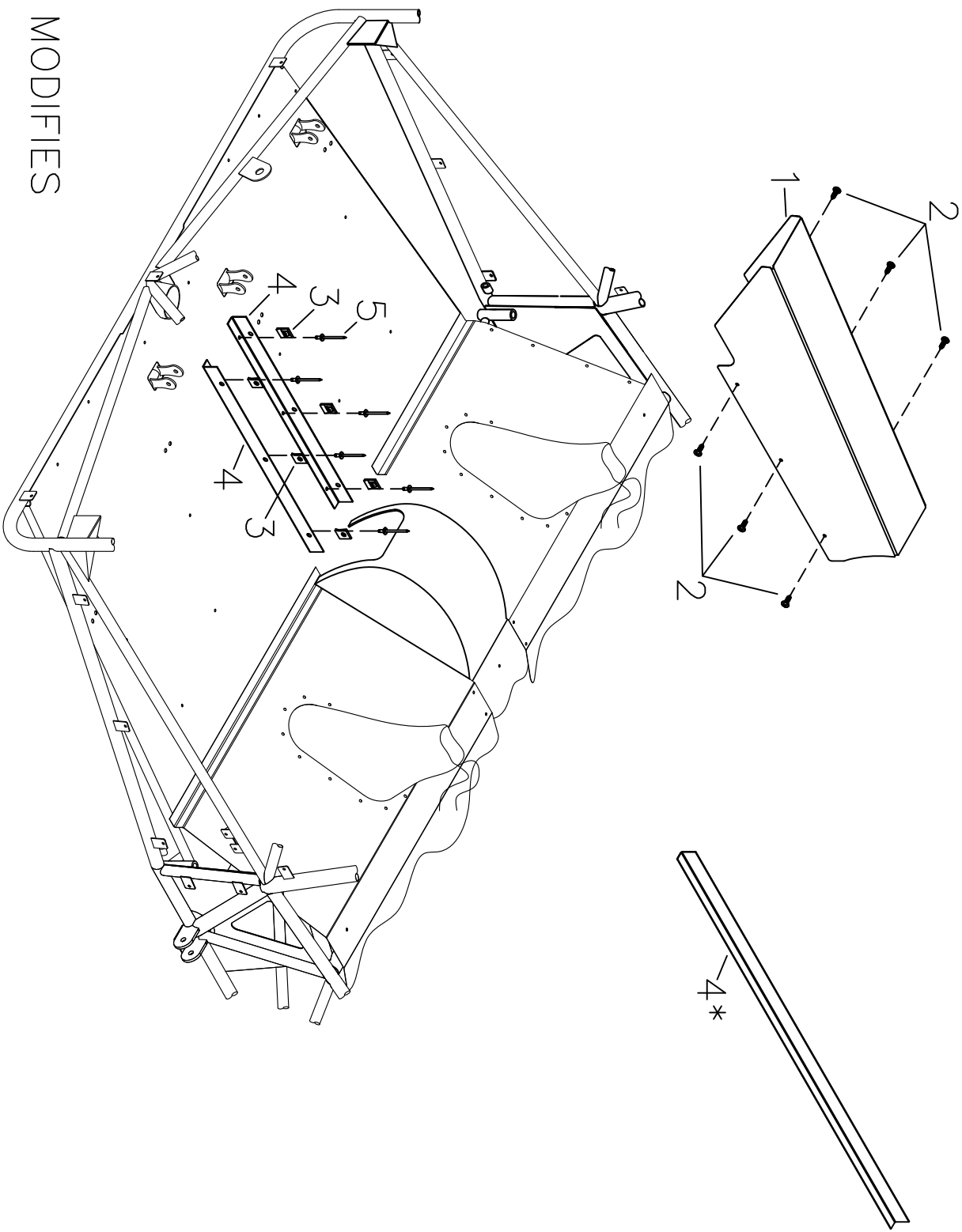
** Also Use Drop-Off from Boot Cowl Assembly *** Builder Supplied

**** Refer to Flap Lever Assembly ***** May be purchased seperately, call RANS Parts Dept.

***** Builder Modifies

9/11/2018

REV. - ORIG



* BUILDER MODIFIES

RRRND S-21 OUTBOUND

INTERIOR INSTALLATION - RUDDER CABLE COVER

MD5595
REV. - ORIG

RANS S-21 OUTBOUND

PAGE

010I-08B

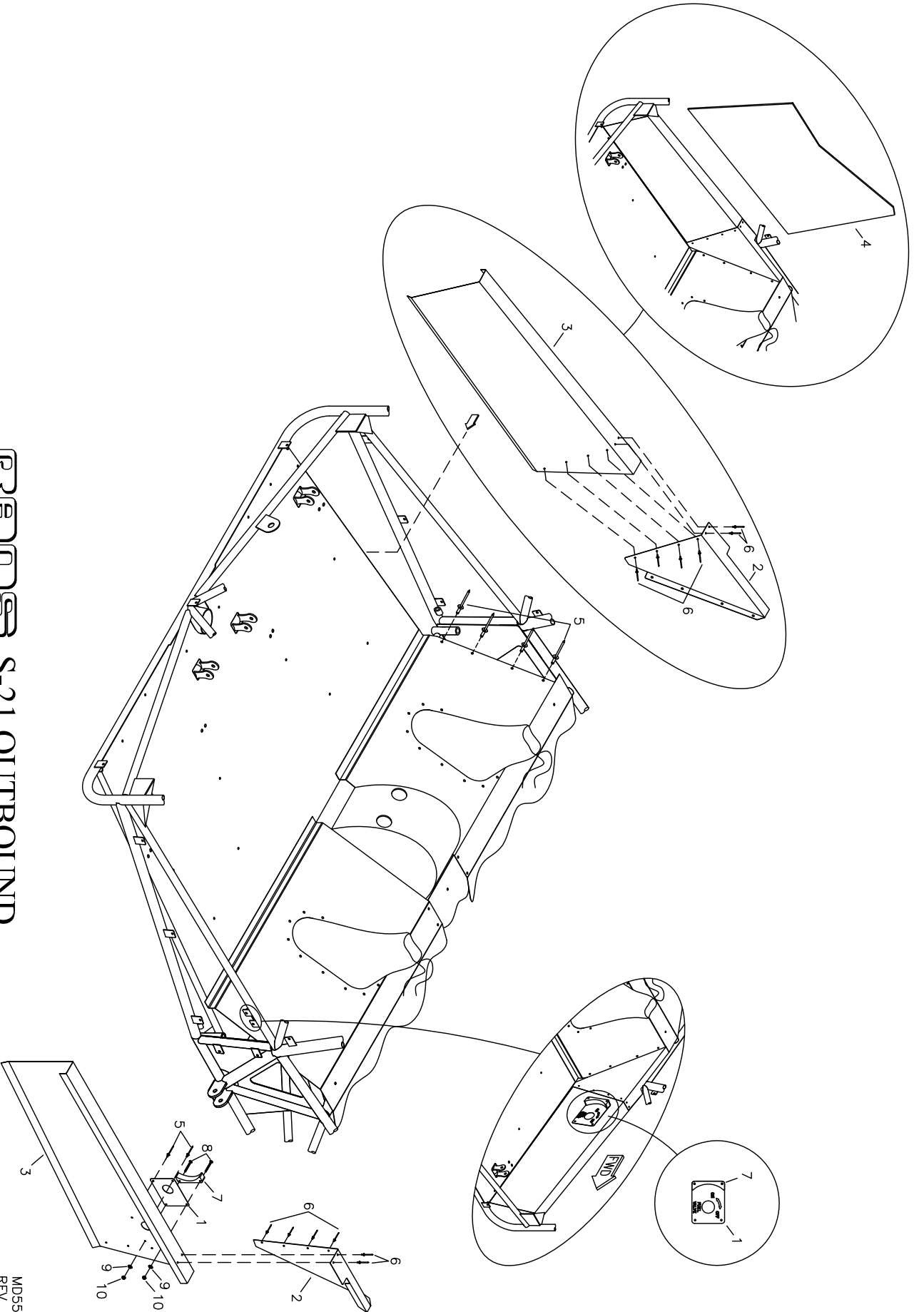
INTERIOR INSTALLATION - RUDDER CABLE COVER

<u>#</u>	<u>DESCRIPTION</u>	<u>PART NUMBER</u>	<u>QUANTITY</u>
1.	Rudder Cable Cover	KPIN0145	1
2.	#8 Pan Head Screw	8X1/2 PHS	6
3.	Tinnerman	A1789-8Z-1	6
4.	Skin Stiffener - Boot Cowl *	KPFU0685	1
5.	1/8" Aluminum Rivet - Avex	1691-0410	6

* Builder Modifies

9/11/2018
REV. - ORIG

RRRPPSS S-21 OUTBOUND INTERIOR INSTALLATION - FWD



MD5595
REV. A

RANS S-21 OUTBOUND

PAGE

010I-10

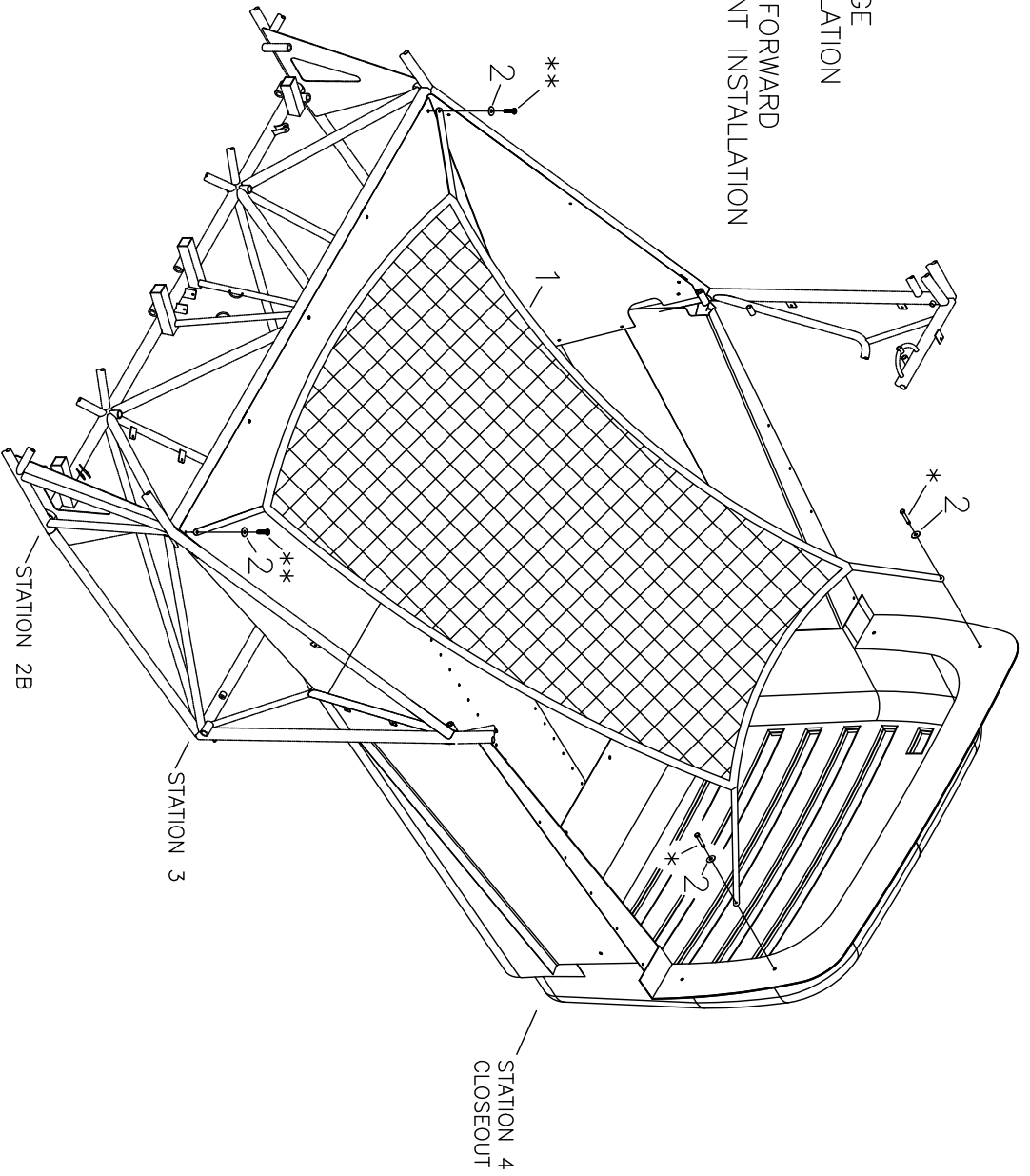
INTERIOR INSTALLATION - FWD

#	DESCRIPTION	PART NUMBER	QUANTITY
1.	Fuel Valve Indicator Plate	KPIN0131	1
2.	AFT Side Kick Panel - RH	KPIN0120-R	1
2.	AFT Side Kick Panel - LH	KPIN0120-L	1
3.	FWD Side Kick Panel - RH	KPIN0121-R	1
3.	FWD Side Kick Panel - LH	KPIN0121-L	1
4.	Side Kick Panel *	KPIN0123	0
5.	1/8" Aluminum Rivet - Avex	1691-0410	10
6.	3/32" Aluminum Rivet	40APR1/8	12
7.	Fuel Valve Guard	KPIN0130	1
8.	Brass Bolt	MS35214-20	2
9.	1/8" Small Brass Washer	AN960-B4	2
10.	#4-40 Nut	AN364-440A	2
13.	#8 Pan Head Screw	8X1/2 PHS	8

* Builder Supplied

9/11/2018
REV. - ORIG

- * REFER TO AFT BAGGAGE COMPARTMENT INSTALLATION
- ** REFER TO FLOOR - FORWARD BAGGAGE COMPARTMENT INSTALLATION



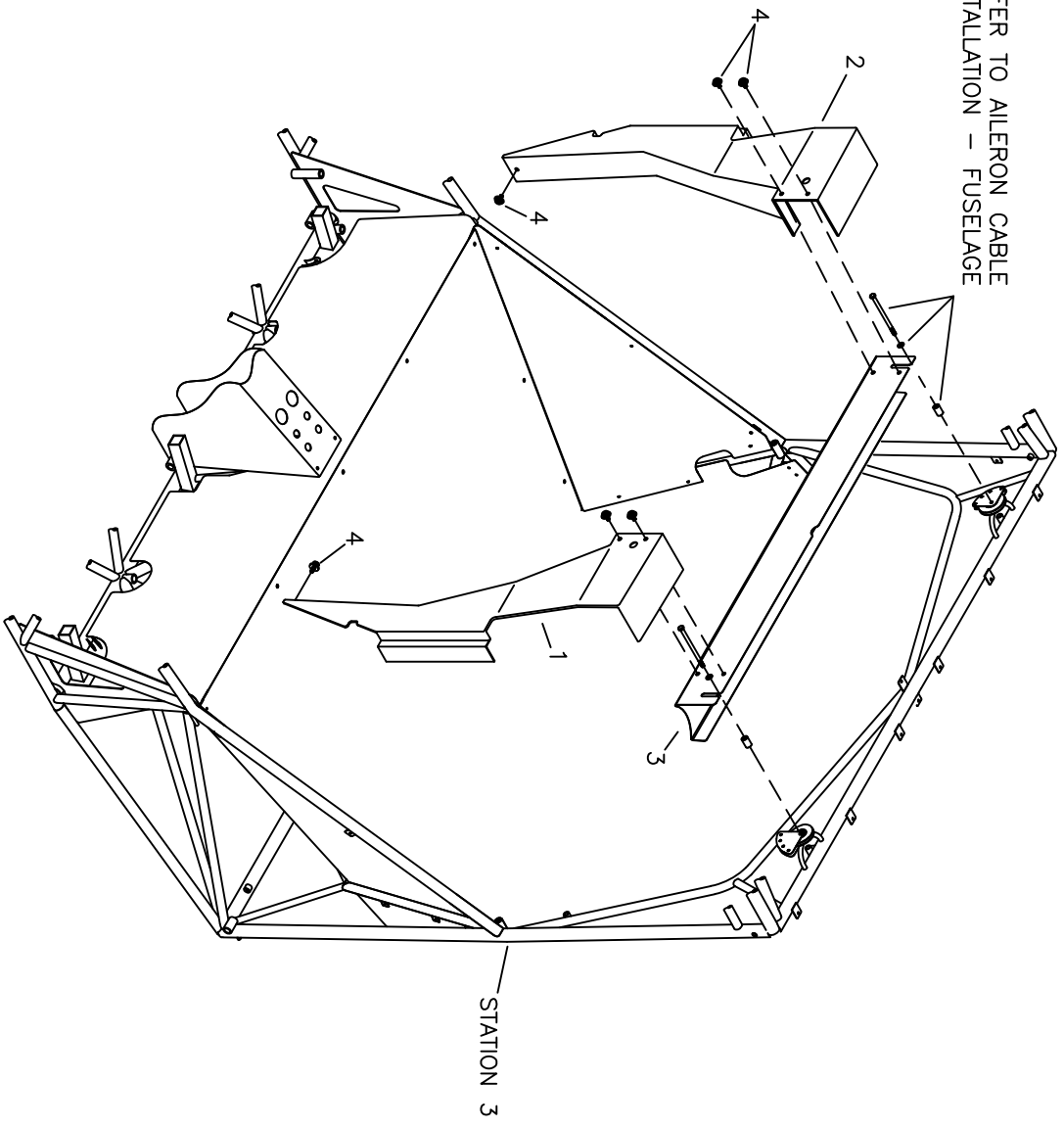
**RRRINDS S-21 OUTBOUND
 OPTIONS - CARGO NET INSTALLATION**

MD5593
 REV. - ORIG

RANS S-21 OUTBOUND
OPTIONS - CARGO NET INSTALLATION

#	DESCRIPTION	PART NUMBER	QUANTITY
1.	Cargo Net	KPIN0105	1
2.	#10 Washer - Stainless Steel	BSHW0022	4

REFER TO ALLERON CABLE
SYSTEM INSTALLATION - FUSELAGE



**RRRND88 S-21 OUTBOUND
STATION 3 CLOSEOUT**

MD5595
REV. A

RANS S-21 OUTBOUND
STATION 3 CLOSEOUT

#	DESCRIPTION	PART NUMBER	QUANTITY
1.	Station 3 Closeout - Side - LH	KPIN0113-L	1
2.	Station 3 Closeout - Side - RH	KPIN0113-R	1
3.	Station 3 Closeout - Upper	KPIN0115	1
4.	Screw Rivet	M60-0580-01	6